

Ontario Provincial Police Detachment Board Report



Town of Essex

November 2025

1 - Collisions

2 - Fatalities

3 - Charges

4 - Warnings

5 - Violent Crime

6 - Property Crime

7 - Drug Crime

8 - Other Crime

9 - Clearance Rate

10 - Unfounded

11 - Complaints

12 - Youth Charges

13 - MHA

14 - Overdose

15 - Victim Service

**OPP Detachment Board Report
Collision Reporting System
November 2025**

Motor Vehicle Collisions by Type						
November						
Year	2023		2024		2025	
CollisionType	Incidents	% Change	Incidents	% Change	Incidents	% Change
Fatal Injury	0	--	0	--	1	--
Non-Fatal Injury	2	--	0	-100.0%	2	--
Property Damage Only	16	-11.1%	21	31.3%	12	-42.9%
Total	18	0.0%	21	16.7%	15	-28.6%

YTD						
Year	2023		2024		2025	
CollisionType	Incidents	% Change	Incidents	% Change	Incidents	% Change
Fatal Injury	0	--	1	--	2	100.0%
Non-Fatal Injury	24	20.0%	22	-8.3%	22	0.0%
Property Damage Only	174	18.4%	194	11.5%	173	-10.8%
Total	198	18.6%	217	9.6%	197	-9.2%

Year ● 2023 ● 2024 ● 2025

Data source (Collision Reporting System) date:
01-Dec-2025

Detachment: 6E - ESSEX COUNTY
Location code(s): 6E60 - ESSEX

Area(s): ALL
Data source date:
01-Dec-2025

Report Generated on:
01-Dec-2025 11:58:08 AM

**OPP Detachment Board Report
Collision Reporting System
November 2025**

Fatalities in Detachment Area - Incidents

November									
Type	Motor Vehicle			Motorized Snow Vehicle			Off-Road Vehicle		
Year	Alcohol/Drugs	Incidents	% Change	Alcohol/Drugs	Incidents	% Change	Alcohol/Drugs	Incidents	% Change
2023	0	0	--	0	0	--	0	0	--
2024	0	0	--	0	0	--	0	0	--
2025	0	1	--	0	0	--	0	0	--

YTD									
Type	Motor Vehicle			Motorized Snow Vehicle			Off-Road Vehicle		
Year	Alcohol/Drugs	Incidents	% Change	Alcohol/Drugs	Incidents	% Change	Alcohol/Drugs	Incidents	% Change
2023	0	0	--	0	0	--	0	0	--
2024	0	1	--	0	0	--	0	0	--
2025	0	2	100.0%	0	0	--	0	0	--

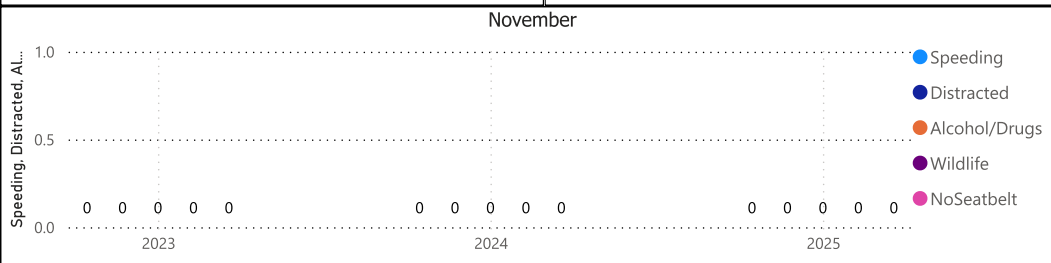
Fatalities in Detachment Area - Persons Killed

November						
Type	Motor Vehicle		Motorized Snow Vehicle		Off-Road Vehicle	
Year	Persons Killed	% Change	Persons Killed	% Change	Persons Killed	% Change
2023	0	--	0	--	0	--
2024	0	--	0	--	0	--
2025	1	--	0	--	0	--

YTD						
Type	Motor Vehicle		Motorized Snow Vehicle		Off-Road Vehicle	
Year	Persons Killed	% Change	Persons Killed	% Change	Persons Killed	% Change
2023	0	--	0	--	0	--
2024	1	--	0	--	0	--
2025	2	100.0%	0	--	0	--

Primary Causal Factors in Fatal Motor Vehicle Collisions

	November			YTD		
	2023	2024	2025	2023	2024	2025
Speeding	0	0	0	0	0	0
Speeding % Change	--	--	--	--	--	--
Distracted	0	0	0	0	0	0
Distracted % Change	--	--	--	--	--	--
Alcohol/Drugs	0	0	0	0	0	0
Alcohol/Drugs % Change	--	--	--	--	--	--
Wildlife	0	0	0	0	0	0
Wildlife % Change	--	--	--	--	--	--
NoSeatbelt	0	0	0	0	0	0
NoSeatbelt YoY%	--	--	--	--	--	--



Data source (Collision Reporting System) date:
01-Dec-2025

Detachment: 6E - ESSEX COUNTY
Location code(s): 6E60 - ESSEX

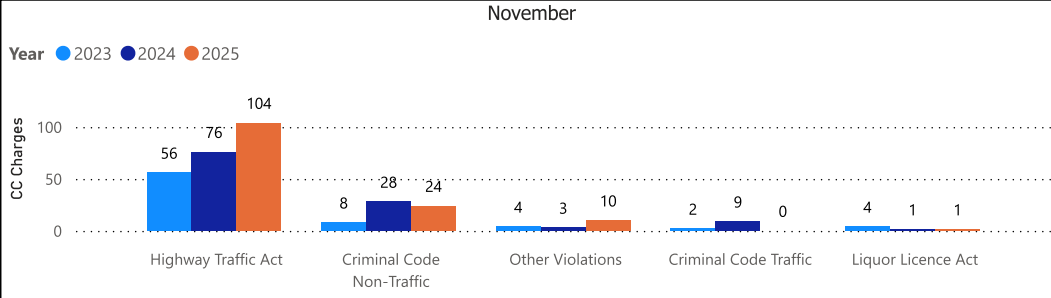
Area(s): ALL
Data source date:
01-Dec-2025

Report Generated on:
01-Dec-2025 11:58:08 AM

**OPP Detachment Board Report
Records Management System
November 2025**

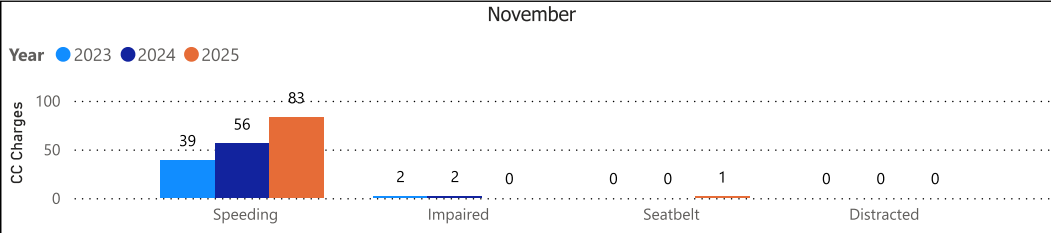
Criminal Code and Provincial Statute Charges Laid						
November						
Year	2023		2024		2025	
ChargeCategory1	Offence Count	% Change	Offence Count	% Change	Offence Count	% Change
Criminal Code Non-Traffic	8	-52.9%	28	250.0%	24	-14.3%
Criminal Code Traffic	2	100.0%	9	350.0%	0	-100.0%
Highway Traffic Act	56	1020.0%	76	35.7%	104	36.8%
Liquor Licence Act	4	100.0%	1	-75.0%	1	0.0%
Other Violations	4	--	3	-25.0%	10	233.3%
Total	74	196.0%	117	58.1%	139	18.8%

YTD						
Year	2023		2024		2025	
ChargeCategory1	Offence Count	% Change	Offence Count	% Change	Offence Count	% Change
Criminal Code Non-Traffic	185	-40.3%	246	33.0%	304	23.6%
Criminal Code Traffic	40	135.3%	71	77.5%	51	-28.2%
Highway Traffic Act	376	205.7%	558	48.4%	1,073	92.3%
Liquor Licence Act	12	33.3%	14	16.7%	22	57.1%
Other Violations	64	255.6%	68	6.3%	111	63.2%
Total	677	41.9%	957	41.4%	1,561	63.1%



Traffic Related Charges						
November						
Year	2023		2024		2025	
ChargeCategory2	Offence Count	% Change	Offence Count	% Change	Offence Count	% Change
Speeding	39	1200.0%	56	43.6%	83	48.2%
Seatbelt	0	--	0	--	1	--
Impaired	2	--	2	0.0%	0	-100.0%
Distracted	0	-100.0%	0	--	0	--

YTD						
Year	2023		2024		2025	
ChargeCategory2	Offence Count	% Change	Offence Count	% Change	Offence Count	% Change
Speeding	227	482.1%	337	48.5%	696	106.5%
Seatbelt	3	--	7	133.3%	18	157.1%
Impaired	25	78.6%	50	100.0%	39	-22.0%
Distracted	0	-100.0%	0	--	8	--



Detachment: 6E - ESSEX COUNTY

Location code(s): 6E60 - ESSEX

Area(s): ALL

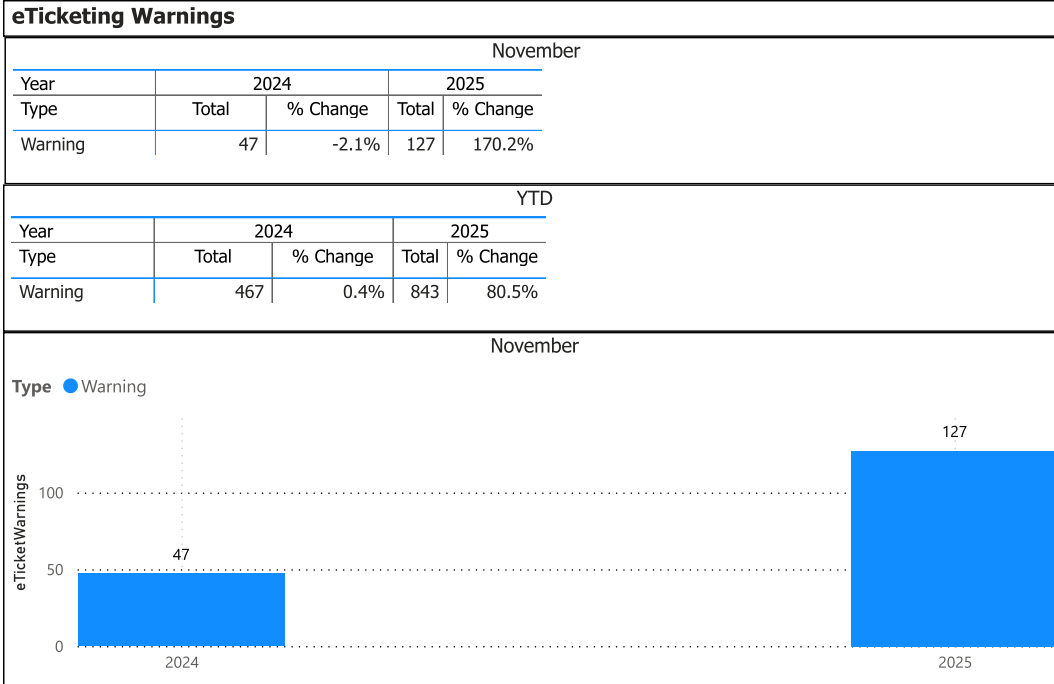
Data source date:

1-Dec-25

Report Generated on:

01-Dec-2025 11:58:08 AM

**OPP Detachment Board Report
Records Management System
November 2025**



Note: The eTicketing system was not fully implemented until the end of 2022, therefore data is only available beginning in 2023. % Change in 2023 may appear higher in this report due to the incomplete 2022 data.

Detachment: 6E - ESSEX COUNTY

Location code(s): 6E60 - ESSEX

Area(s): ALL

Data source date:

1-Dec-25

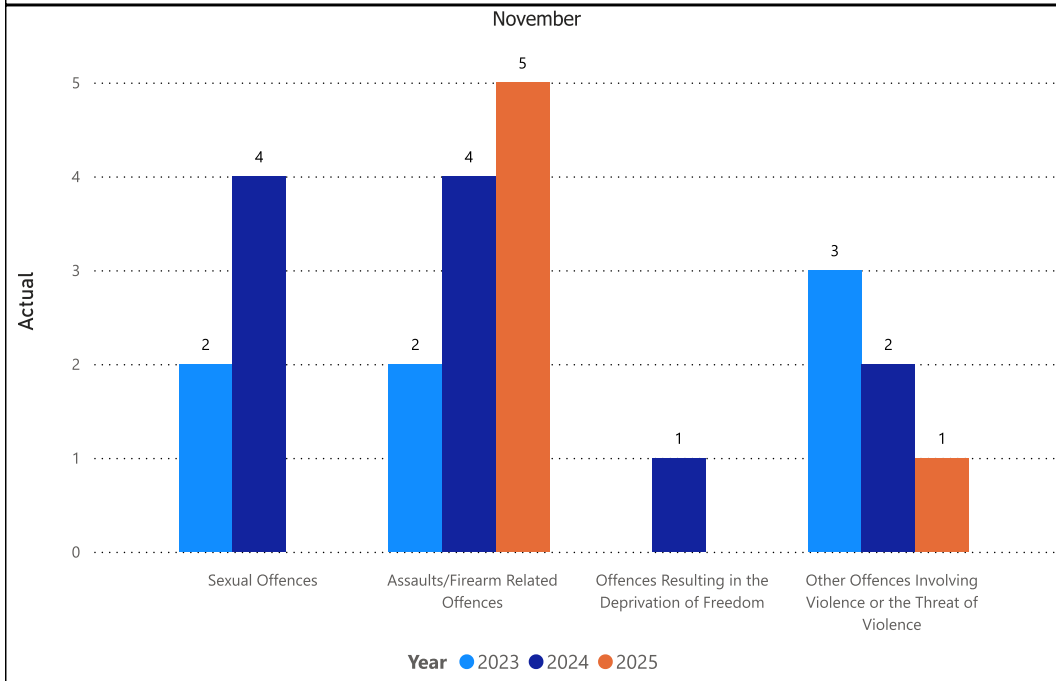
Report Generated on:

01-Dec-2025 11:59:43 AM

**OPP Detachment Board Report
Records Management System
November 2025**

Violent Crime						
November						
Year	2023		2024		2025	
ViolationGrp	Actual	% Change	Actual	% Change	Actual	% Change
Homicides	0	--	0	--	0	--
Other Offences Causing Death	0	--	0	--	0	--
Attempted Murder	0	--	0	--	0	--
Sexual Offences	2	--	4	100.0%	0	-100.0%
Assaults/Firearm Related Offences	2	-50.0%	4	100.0%	5	25.0%
Offences Resulting in the Deprivation of Freedom	0	--	1	--	0	-100.0%
Robbery	0	--	0	--	0	--
Other Offences Involving Violence or the Threat of Violence	3	200.0%	2	-33.3%	1	-50.0%
Offences in Relation to Sexual Services	0	--	0	--	0	--
Total	7	40.0%	11	57.1%	6	-45.5%

YTD						
Year	2023		2024		2025	
ViolationGrp	Actual	% Change	Actual	% Change	Actual	% Change
Homicides	1	--	1	0.0%	0	-100.0%
Other Offences Causing Death	0	--	0	--	0	--
Attempted Murder	0	--	0	--	0	--
Sexual Offences	17	0.0%	13	-23.5%	10	-23.1%
Assaults/Firearm Related Offences	41	-30.5%	46	12.2%	57	23.9%
Offences Resulting in the Deprivation of Freedom	0	--	2	--	1	-50.0%
Robbery	2	--	0	-100.0%	0	--
Other Offences Involving Violence or the Threat of Violence	20	5.3%	38	90.0%	25	-34.2%
Offences in Relation to Sexual Services	0	--	0	--	0	--
Total	81	-14.7%	100	23.5%	93	-7.0%



Detachment: 6E - ESSEX COUNTY

Location code(s): 6E60 - ESSEX

Area(s): ALL

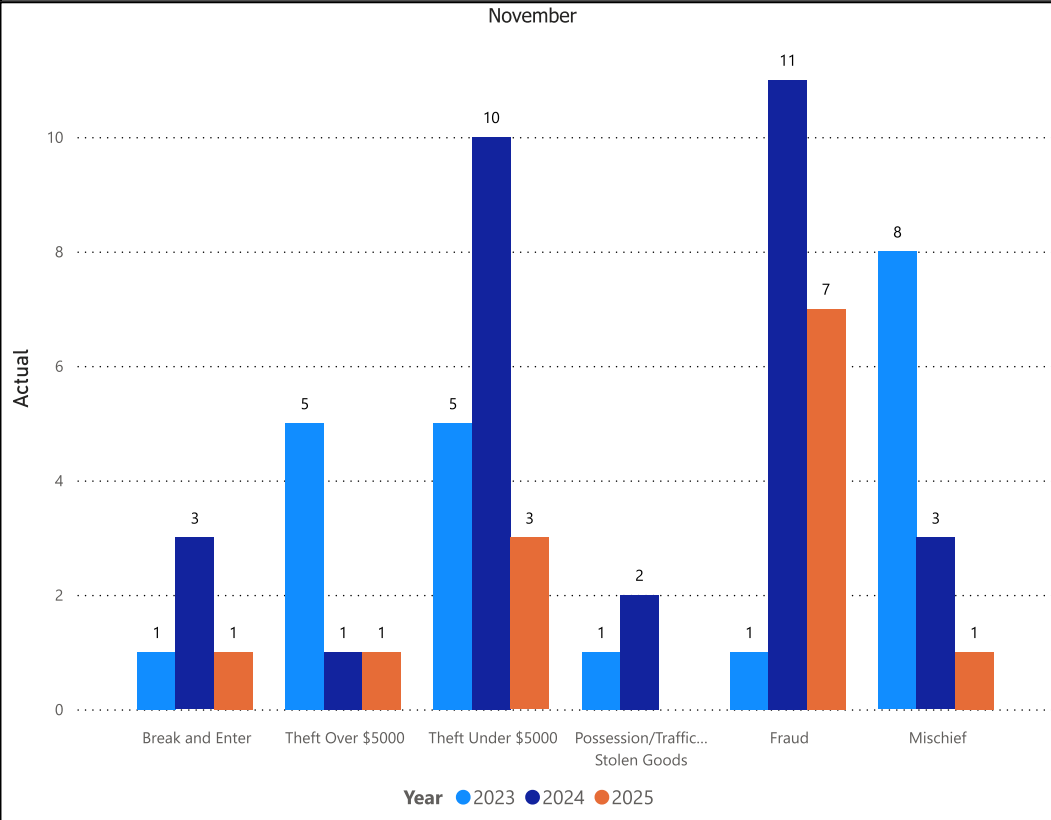
Data source date:
01-Dec-2025

Report Generated on:
01-Dec-2025 11:58:08 AM

**OPP Detachment Board Report
Records Management System
November 2025**

Property Crime						
November						
Year	2023		2024		2025	
ViolationGrp	Actual	% Change	Actual	% Change	Actual	% Change
Arson	0	--	0	--	0	--
Break and Enter	1	-83.3%	3	200.0%	1	-66.7%
Theft Over \$5000	5	150.0%	1	-80.0%	1	0.0%
Theft Under \$5000	5	-16.7%	10	100.0%	3	-70.0%
Possession/Trafficking Stolen Goods	1	--	2	100.0%	0	-100.0%
Fraud	1	-66.7%	11	1000.0%	7	-36.4%
Mischief	8	700.0%	3	-62.5%	1	-66.7%
Total	21	16.7%	30	42.9%	13	-56.7%

YTD						
Year	2023		2024		2025	
ViolationGrp	Actual	% Change	Actual	% Change	Actual	% Change
Arson	0	--	1	--	1	0.0%
Break and Enter	16	-44.8%	44	175.0%	12	-72.7%
Theft Over \$5000	30	57.9%	31	3.3%	16	-48.4%
Theft Under \$5000	84	-12.5%	94	11.9%	83	-11.7%
Possession/Trafficking Stolen Goods	4	-20.0%	12	200.0%	1	-91.7%
Fraud	85	21.4%	102	20.0%	80	-21.6%
Mischief	50	8.7%	55	10.0%	40	-27.3%
Total	269	1.5%	339	26.0%	233	-31.3%



Detachment: 6E - ESSEX COUNTY

Location code(s): 6E60 - ESSEX

Area(s): ALL

Data source date:
01-Dec-2025

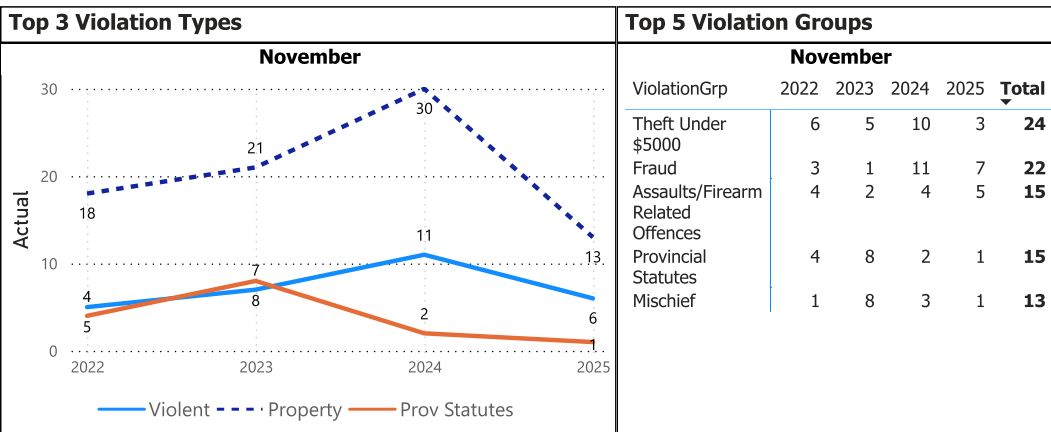
Report Generated on:
01-Dec-2025 11:58:08 AM

**OPP Detachment Board Report
Records Management System
November 2025**

Drug Crime						
November						
Year	2023		2024		2025	
ViolationGrp	Actual	% Change	Actual	% Change	Actual	% Change
Possession	0	--	0	--	0	--
Trafficking	0	--	0	--	0	--
Importation & Production	0	--	0	--	0	--
Cannabis Possession	0	--	0	--	0	--
Cannabis Distribution	0	--	0	--	0	--
Cannabis Sale	0	--	0	--	0	--
Cannabis Importation & Exportation	0	--	0	--	0	--
Cannabis Production	0	--	0	--	0	--
Other Cannabis Violations	0	--	0	--	0	--
Total	0	--	0	--	0	--

YTD						
Year	2023		2024		2025	
ViolationGrp	Actual	% Change	Actual	% Change	Actual	% Change
Possession	3	50.0%	1	-66.7%	0	-100.0%
Trafficking	0	-100.0%	1	--	1	0.0%
Importation & Production	0	--	0	--	0	--
Cannabis Possession	0	--	0	--	0	--
Cannabis Distribution	1	--	0	-100.0%	0	--
Cannabis Sale	0	--	0	--	0	--
Cannabis Importation & Exportation	0	--	0	--	0	--
Cannabis Production	0	--	0	--	0	--
Other Cannabis Violations	0	--	0	--	0	--
Total	4	33.3%	2	-50.0%	1	-50.0%

No Data for selected filters



Detachment: 6E - ESSEX COUNTY

Location code(s): 6E60 - ESSEX

Area(s): ALL

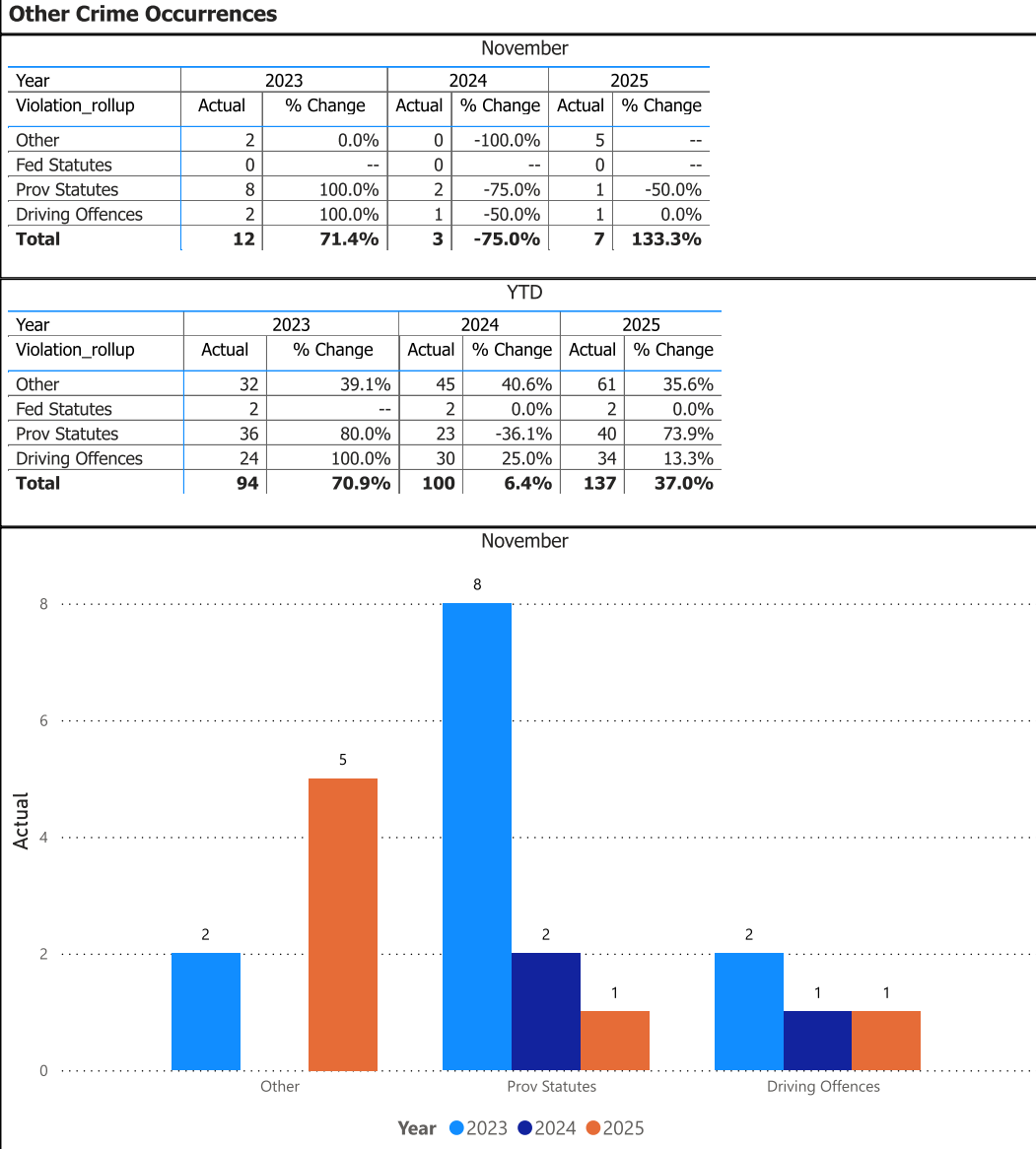
Data source date:

01-Dec-2025

Report Generated on:

01-Dec-2025 11:58:08 AM

**OPP Detachment Board Report
Records Management System
November 2025**



Detachment: 6E - ESSEX COUNTY

Location code(s): 6E60 - ESSEX

Area(s): ALL

Data source date:

01-Dec-2025

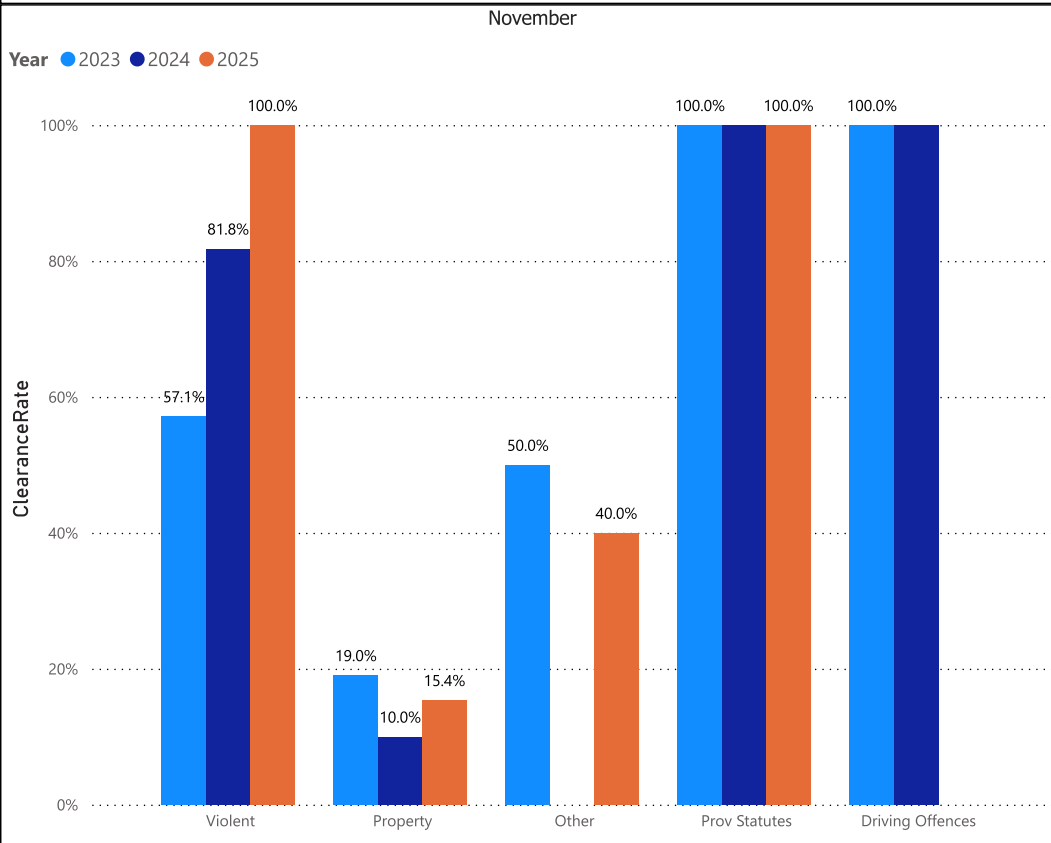
Report Generated on:

01-Dec-2025 11:58:08 AM

**OPP Detachment Board Report
Records Management System
November 2025**

Clearance Rate						
November						
Year	2023		2024		2025	
	%	% Change	%	% Change	%	% Change
Violent	57.1%	42.9%	81.8%	43.2%	100.0%	22.2%
Property	19.0%	14.3%	10.0%	-47.5%	15.4%	53.8%
Other	50.0%	-50.0%	NaN	NaN	40.0%	--
Drugs						
Fed Statutes						
Prov Statutes	100.0%	0.0%	100.0%	0.0%	100.0%	0.0%
Driving Offences	100.0%	0.0%	100.0%	0.0%	0.0%	-100.0%

YTD						
Year	2023		2024		2025	
	%	% Change	%	% Change	%	% Change
Violation_rollup						
Violent	77.8%	17.3%	70.0%	-10.0%	77.4%	10.6%
Property	10.8%	-22.8%	14.2%	31.3%	13.3%	-6.0%
Other	59.4%	-24.1%	37.8%	-36.4%	49.2%	30.2%
Drugs	100.0%	200.0%	50.0%	-50.0%	100.0%	100.0%
Fed Statutes	50.0%	--	50.0%	0.0%	100.0%	100.0%
Prov Statutes	97.2%	2.3%	82.6%	-15.0%	85.0%	2.9%
Driving Offences	87.5%	5.0%	73.3%	-16.2%	91.2%	24.3%



Detachment: 6E - ESSEX COUNTY

Location code(s): 6E60 - ESSEX

Area(s): ALL

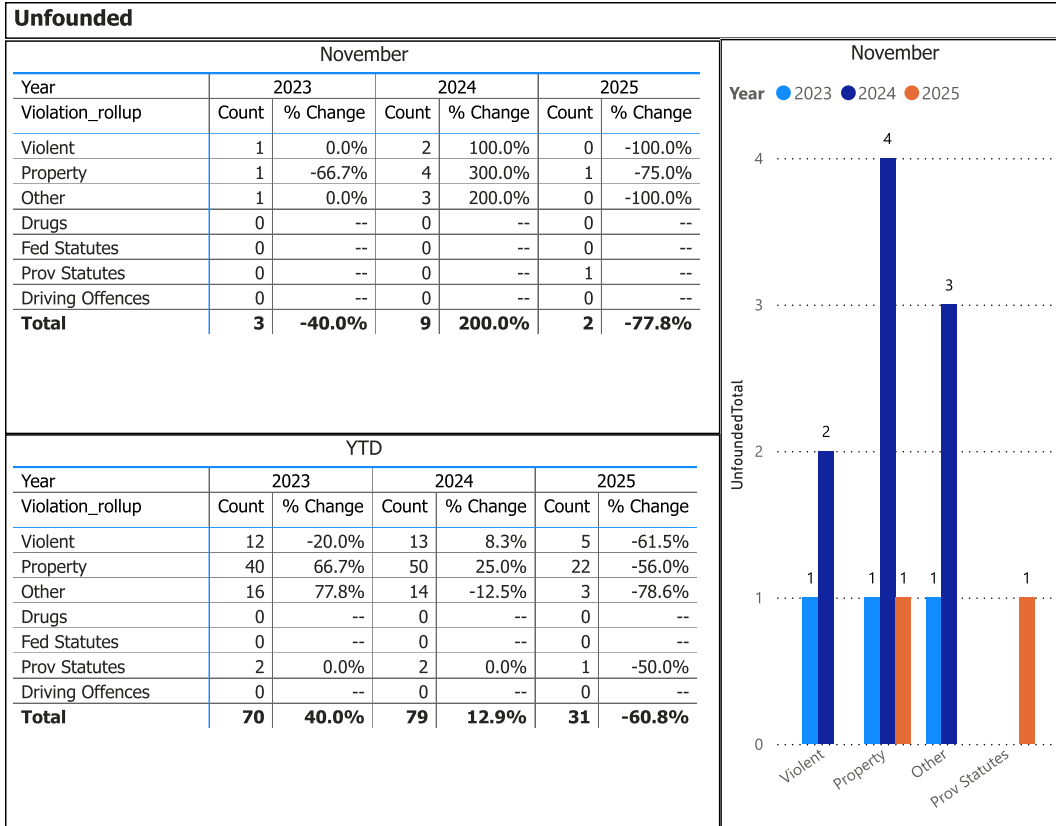
Data source date:

01-Dec-2025

Report Generated on:

01-Dec-2025 11:58:08 AM

**OPP Detachment Board Report
Records Management System
November 2025**



Detachment: 6E - ESSEX COUNTY

Location code(s): 6E60 - ESSEX

Area(s): ALL

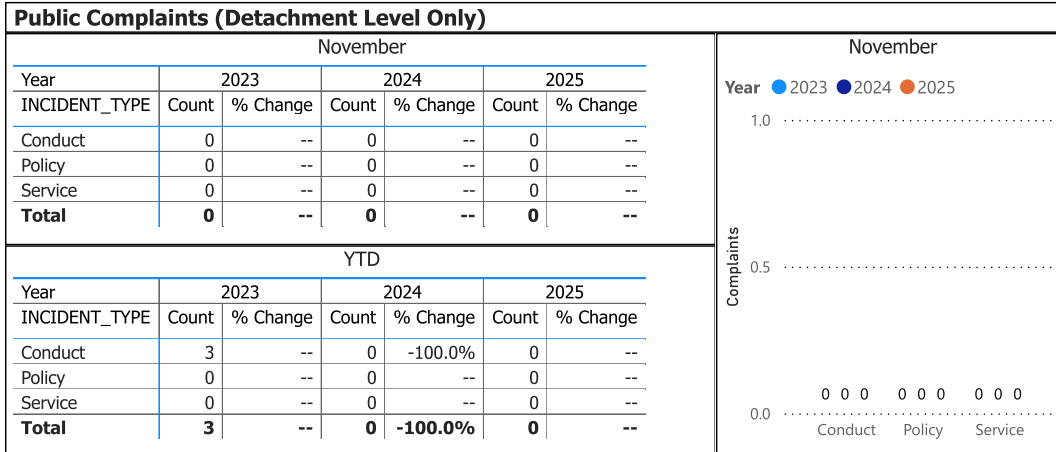
Data source date:

01-Dec-2025

Report Generated on:

01-Dec-2025 11:58:08 AM

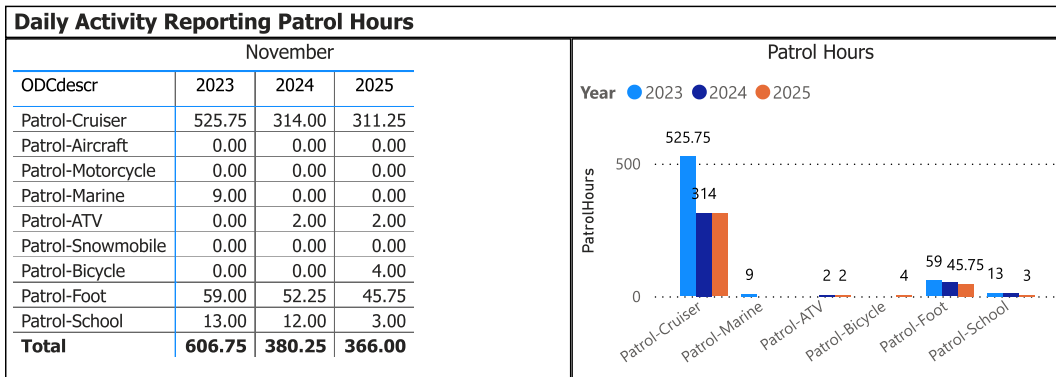
**OPP Detachment Board Report
Records Management System
November 2025**



Data source: RMS Data Feed
Ontario Provincial Police, Professional Standards Bureau Commander Reports - File Manager System

Data source date:
(Blank)

Daily Activity Reporting



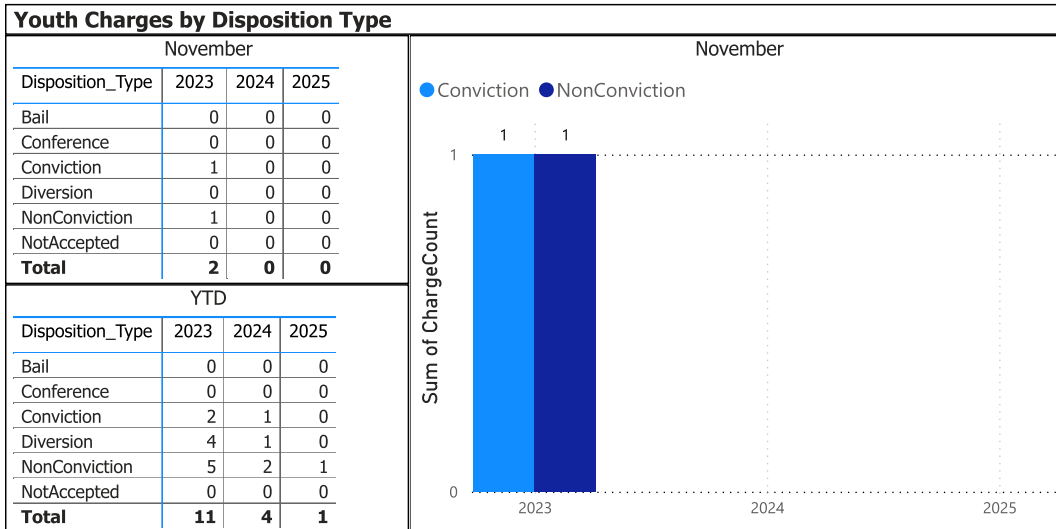
Data source (Daily Activity Reporting System) date:
01-Dec-2025

Detachment: 6E - ESSEX COUNTY
Location code(s): 6E60 - ESSEX

Data source date:
(Blank)

Report Generated on:
01-Dec-2025 11:58:08 AM

**OPP Detachment Board Report
Records Management System
November 2025**



Youth Charges by Disposition and Occurrence Type

November		
Year	2025	Total
OccType		
Total		0

YTD					
Year	2025				Total
	Conviction	Diversion	NonConviction	NotAccepted	
Threats	0	0	1	0	1
Total	0	0	1	0	1

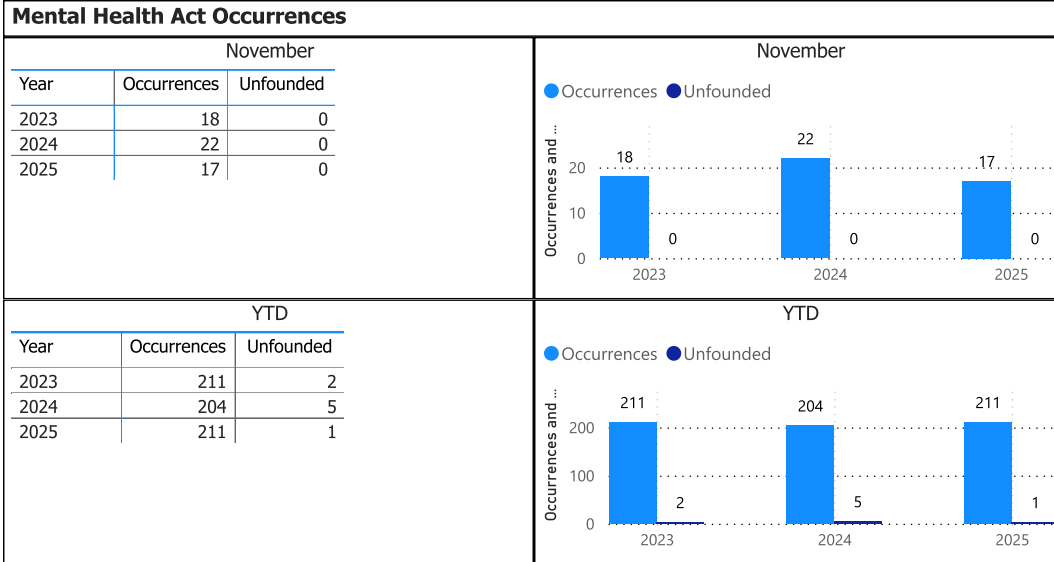
The tables and chart on this page present summarized youth charges by disposition and occurrence type that have been recorded in the OPP Niche RMS application. Of note... the Niche data sourced for this report page only lists youth charges that have had a disposition type entered against them. Therefore, please be aware that the counts of youth charges entries on this report page are under stating the potential sum of youth charges that are in OPP Niche RMS.

Detachment: 6E - ESSEX COUNTY
Location code(s): 6E60 - ESSEX

Area(s): ALL
Data source date:
01-Dec-2025

Report Generated on:
01-Dec-2025 12:03:17 PM

**OPP Detachment Board Report
Records Management System
November 2025**



November		
Year	2025	
OccurrenceType	Occurrences	Unfounded
Bail violations	1	0
Family dispute	2	0
Intimate Partner Violence	1	0
Mental health act	13	0
Total	17	0

Detachment: 6E - ESSEX COUNTY

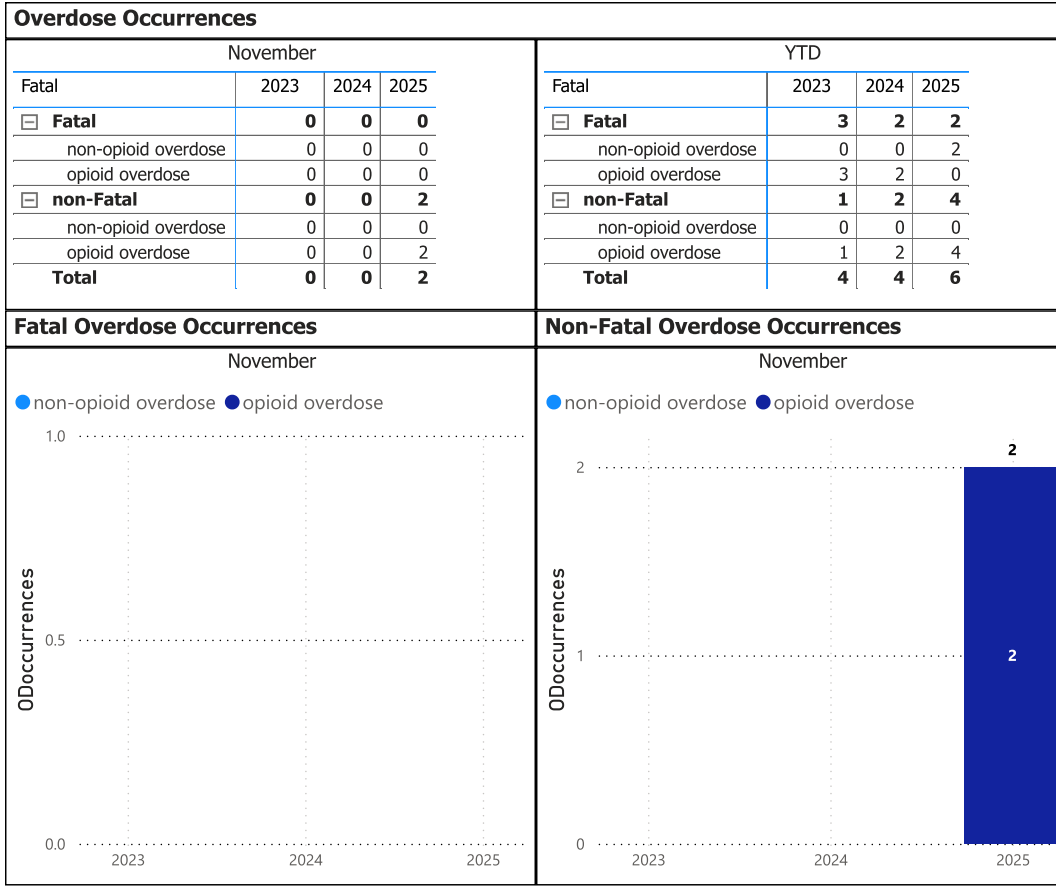
Location code(s): 6E60 - ESSEX

Area(s): ALL

Data source date:
01-Dec-2025

Report Generated on:
01-Dec-2025 11:58:08 AM

**OPP Detachment Board Report
Records Management System
November 2025**



Detachment: 6E - ESSEX COUNTY

Location code(s): 6E60 - ESSEX

Area(s): ALL

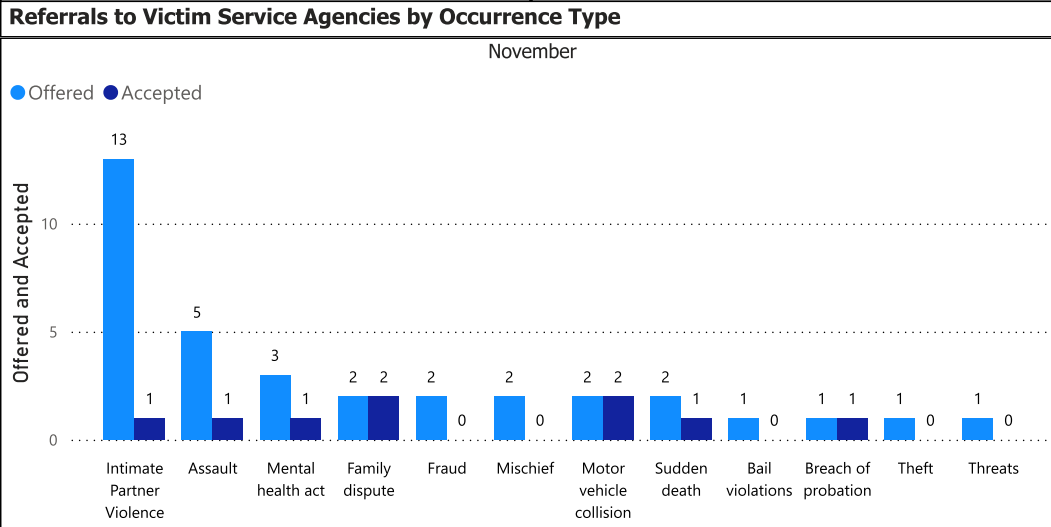
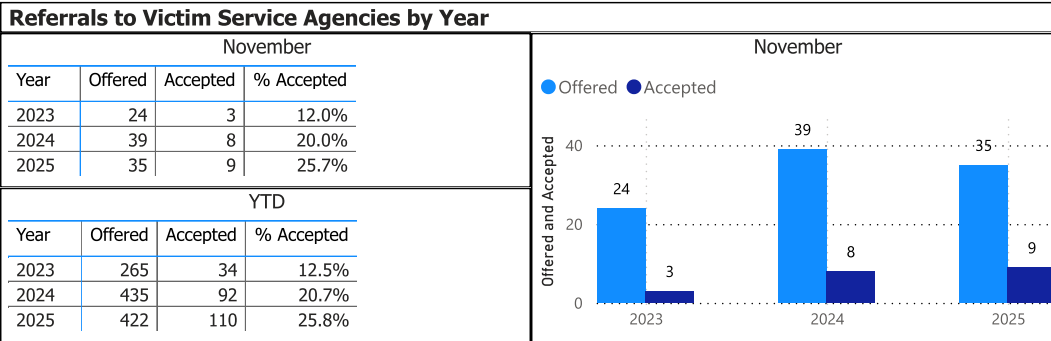
Data source date:

01-Dec-2025

Report Generated on:

01-Dec-2025 11:58:08 AM

**OPP Detachment Board Report
Records Management System
November 2025**



Referrals Accepted (%) by Age Group

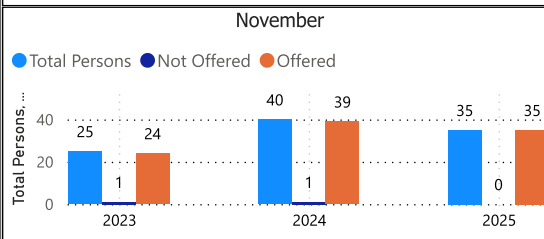
November			
PersonAgeRange	2023	2024	2025
	4.8%		
11 - 16		0.0%	
17 - 25		0.0%	0.0%
26 - 45	50.0%	15.8%	25.0%
46 - 65		26.7%	40.0%
6 - 10	100.0%	50.0%	
Over 65	0.0%	0.0%	16.7%

Referrals Not Offered

November			
ServicesNotOfferedReason	2023	2024	2025
	0	0	0
	0	0	0
Victim deceased or unable to respond	1	1	0
Victim resides outside Ontario	0	0	0

YTD			
PersonAgeRange	2023	2024	2025
	1.7%	8.3%	
11 - 16	100.0%	11.1%	63.6%
17 - 25	100.0%	36.0%	34.9%
26 - 45	92.3%	20.9%	25.1%
46 - 65	72.7%	21.7%	22.3%
6 - 10	100.0%	20.0%	
Over 65	66.7%	31.7%	22.6%
Under 6		62.5%	0.0%

YTD			
ServicesNotOfferedReason	2023	2024	2025
	0	0	0
	0	0	0
Victim deceased or unable to respond	6	7	5
Victim resides outside Ontario	0	2	0



Detachment: 6E - ESSEX COUNTY

Location code(s): 6E60 - ESSEX

Area(s): ALL

Data source date:

01-Dec-2025

Report Generated on:

01-Dec-2025 11:58:08 AM



Windsor & Essex County Crime Stoppers

Police Coordinator Report
November 1st – November 30th, 2025

Overview

Crime Stoppers exists to provide a means for the public to pass along anonymous information that assists in solving crimes, recovering stolen property, seizing illegal drugs, and locating those for whom there is an outstanding warrant of arrest. Locally, the program is operated jointly as Windsor-Essex County Crime Stoppers and has the responsibility to receive and disseminate information to all law enforcement agencies within Essex County.

AM800

“Crime of the Week” report with AM800 radio which airs every Tuesday morning and afternoon and the feature is also incorporated into to our Catchcrooks website.

November 3 - Crime Prevention Week (LPS, WPS and OPP).

November 10 – Surge in Grandparent scams (WPS and OPP).

November 17 – Walker Road Break and Enter (WPS).

November 24 – Shots Fired Bruce Avenue (WPS).

CTV Windsor

Monthly Segment with CTV News Windsor aired on November 12th featuring preventative information and plea for tips pertaining to the surge of Grandparent scams in Windsor and Essex County. (WPS and OPP Investigations).

Social Media

Sustained daily maintenance and management of Windsor & Essex County Crime Stoppers social media platforms such as Facebook and Instagram posts and Crime Stoppers Catchcrooks Website.

This statistical report is reflective of November 1st to November 30th, 2025.

Crime Stoppers tip information was distributed to the following agencies during this period:

- Windsor Police Service.
- Windsor Police Service Amherstburg Detachment.
- Ontario Provincial Police.
- LaSalle Police Service.
- Ministry of Revenue and Finance.
- Windsor & Essex County Health Unit- Tobacco Enforcement.
- Canada Border Services Agency.
- Repeat Offender Parole Enforcement.
- Windsor Police Criminal Intelligence Unit – Cannabis Enforcement.

Attached documents include:

Police Coordinators Report.
Monthly Statistical Report.
Tip Summary Report.

This Report was Prepared By:

Constable Rick Surette – Ontario Provincial Police.

TOTAL POPULATION REPRESENTED – 398,718 (2019 CENSUS)

POPULATION (CITY) – 217,188

POPULATION (COUNTY) – 126,314

POPULATION (LASALLE) – 33,180

POPULATION (AMHERSTBURG) – 22,036



Windsor - Essex County Crime Stoppers - Statistical Report

Filter Date: November 2025 Run Date: 2025/12/01

Statistic	Jan	Feb	Mar	Apr	May	Jun	Jul	Aug	Sep	Oct	Nov	Dec
Tips Received	166	153	144	156	119	145	145	143	158	251	124	0
Tip Follow-ups	117	89	125	248	93	66	96	173	115	98	158	0
Arrests	4	3	8	0	1	6	8	0	12	10	5	0
Cases Cleared	9	3	8	6	4	7	6	0	41	21	12	0
Charges Laid	18	13	32	17	5	13	16	0	11	4	0	0
Fugitives	0	0	0	0	0	0	0	0	0	0	0	0
Administrative Discipline	0	0	0	0	0	0	0	0	0	0	0	0
# of Rewards Approved	5	4	6	4	3	6	8	0	11	7	2	0
Rewards Approved	\$1,750	\$1,000	\$2,950	\$800	\$900	\$1,200	\$2,000	\$0	\$1,600	\$350	\$225	\$0
# of Rewards Paid	2	0	2	3	0	3	0	0	0	0	0	0
Rewards Paid	\$600	\$0	\$650	\$1,700	\$0	\$500	\$0	\$0	\$0	\$0	\$0	\$0
# of Weapons Recovered	1	1	0	0	0	3	1	0	0	0	0	0
# of Vehicles Recovered	0	0	0	0	0	0	0	0	0	0	0	0
Property Recovered	\$27,137	\$900	\$4,500	\$0	\$0	\$41,000	\$2,541	\$0	\$0	\$0	\$0	\$0
Cash Recovered	\$15,082	\$0	\$0	\$0	\$0	\$1,240	\$2,540	\$0	\$0	\$0	\$3,000	\$0
Drugs Seized	\$412,850	\$9,000	\$51,481	\$0	\$0	\$249,300	\$12,820	\$0	\$0	\$0	\$15,000	\$0
Total Recovered	\$455,069	\$9,900	\$55,981	\$0	\$0	\$291,540	\$17,901	\$0	\$0	\$0	\$18,000	\$0

Statistic	Q1	Q2	Q3	Q4	YTD	SI
Tips Received	463	420	446	375	1,704	64,935
Tip Follow-ups	331	407	384	256	1,378	23,997
Calls Received	0	0	0	0	0	3,138
Arrests	15	7	20	15	57	7,241
Cases Cleared	20	17	47	33	117	10,613
Charges Laid	63	35	27	4	129	10,746
Fugitives	0	0	0	0	0	625
Administrative Discipline	0	0	0	0	0	3
# of Rewards Approved	15	13	19	9	56	1,992
Rewards Approved	\$5,700	\$2,900	\$3,600	\$575	\$12,775	\$1,293,585
# of Rewards Paid	4	6	0	0	10	993
Rewards Paid	\$1,250	\$2,200	\$0	\$0	\$3,450	\$840,652
# of Weapons Recovered	2	3	1	0	6	567
# of Vehicles Recovered	0	0	0	0	0	38
Property Recovered	\$32,537	\$41,000	\$2,541	\$0	\$76,078	\$13,812,553
Cash Recovered	\$15,082	\$1,240	\$2,540	\$3,000	\$21,862	\$663,633
Drugs Seized	\$473,331	\$249,300	\$12,820	\$15,000	\$750,451	\$121,212,485
Total Recovered	\$520,950	\$291,540	\$17,901	\$18,000	\$848,391	\$135,688,671

Windsor - Essex County Crime Stoppers Tip Summary Report

Created Date: 2025/11/01 to 2025/12/01

Offense Type	Count
Animal Cruelty	0
Arson	2
Assault	3
Attempt Murder	0
Breach of Condition	2
Break and Enter	2
By Law	1
Child Abuse	2
COVID-19	0
Cybercrime	3
Disqualified Driving	1
Drugs	23
Elder Abuse	1
Fraud	12
Highway Traffic Act	3
Hit and Run / Fail to Remain	1
Homicide	2
Human Smuggling	2
Human Trafficking	1
Illegal Cigarettes	0
Immigration	0

Impaired Driver	2
Indecent Act	1
Liquor (sales to minors, sales without licence)	0
Mischief	0
Missing Person	3
Motor Vehicle Collision	1
Possession of Stolen Property	1
Prostitution/Morality	1
Repeat Impaired Driver	0
Robbery	2
Sexual Assault	2
Stolen Vehicle	2
Suspended Driver	2
Suspicious Activity	9
Terrorism	0
Test Tip	0
Theft	12
Threats	5
Warrant	3
Weapons	4
<i>Other</i>	19
<i>Unknown</i>	2
Total	132

