

Ontario Provincial Police Detachment Board Report



Town of Essex

December 2025

1 - Collisions

2 - Fatalities

3 - Charges

4 - Warnings

5 - Violent Crime

6 - Property Crime

7 - Drug Crime

8 - Other Crime

9 - Clearance Rate

10 - Unfounded

11 - Complaints

12 - Youth Charges

13 - MHA

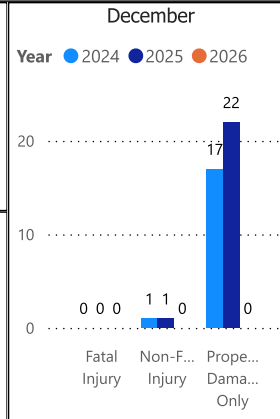
14 - Overdose

15 - Victim Service

**OPP Detachment Board Report
Collision Reporting System
December 2025**

Motor Vehicle Collisions by Type						
December						
Year	2024		2025		2026	
CollisionType	Incidents	% Change	Incidents	% Change	Incidents	% Change
Fatal Injury	0	--	0	--	0	--
Non-Fatal Injury	1	--	1	0.0%	0	-100.0%
Property Damage Only	17	6.3%	22	29.4%	0	-100.0%
Total	18	12.5%	23	27.8%	0	-100.0%

YTD						
Year	2024		2025		2026	
CollisionType	Incidents	% Change	Incidents	% Change	Incidents	% Change
Fatal Injury	1	--	2	100.0%	0	-100.0%
Non-Fatal Injury	23	-4.2%	23	0.0%	0	-100.0%
Property Damage Only	211	11.1%	200	-5.2%	1	-99.5%
Total	235	9.8%	225	-4.3%	1	-99.6%



Data source (Collision Reporting System) date:
06-Jan-2026

Detachment: 6E - ESSEX COUNTY
Location code(s): 6E60 - ESSEX

Area(s): ALL
Data source date:
06-Jan-2026

Report Generated on:
06-Jan-2026 11:11:07 AM

**OPP Detachment Board Report
Collision Reporting System
December 2025**

Fatalities in Detachment Area - Incidents

December									
Type	Motor Vehicle			Motorized Snow Vehicle			Off-Road Vehicle		
Year	Alcohol/Drugs	Incidents	% Change	Alcohol/Drugs	Incidents	% Change	Alcohol/Drugs	Incidents	% Change
2024	0	0	--	0	0	--	0	0	--
2025	0	0	--	0	0	--	0	0	--
2026	0	0	--	0	0	--	0	0	--

YTD									
Type	Motor Vehicle			Motorized Snow Vehicle			Off-Road Vehicle		
Year	Alcohol/Drugs	Incidents	% Change	Alcohol/Drugs	Incidents	% Change	Alcohol/Drugs	Incidents	% Change
2024	0	1	--	0	0	--	0	0	--
2025	0	2	100.0%	0	0	--	0	0	--
2026	0	0	-100.0%	0	0	--	0	0	--

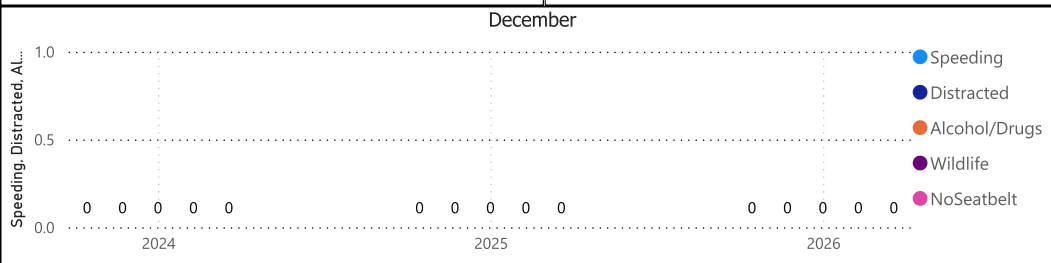
Fatalities in Detachment Area - Persons Killed

December						
Type	Motor Vehicle		Motorized Snow Vehicle		Off-Road Vehicle	
Year	Persons Killed	% Change	Persons Killed	% Change	Persons Killed	% Change
2024	0	--	0	--	0	--
2025	0	--	0	--	0	--
2026	0	--	0	--	0	--

YTD						
Type	Motor Vehicle		Motorized Snow Vehicle		Off-Road Vehicle	
Year	Persons Killed	% Change	Persons Killed	% Change	Persons Killed	% Change
2024	1	--	0	--	0	--
2025	2	100.0%	0	--	0	--
2026	0	-100.0%	0	--	0	--

Primary Causal Factors in Fatal Motor Vehicle Collisions

	December			YTD		
	2024	2025	2026	2024	2025	2026
Speeding	0	0	0	0	0	0
Speeding % Change	--	--	--	--	--	--
Distracted	0	0	0	0	0	0
Distracted % Change	--	--	--	--	--	--
Alcohol/Drugs	0	0	0	0	0	0
Alcohol/Drugs % Change	--	--	--	--	--	--
Wildlife	0	0	0	0	0	0
Wildlife % Change	--	--	--	--	--	--
NoSeatbelt	0	0	0	0	0	0
NoSeatbelt YoY%	--	--	--	--	--	--



Data source (Collision Reporting System) date:
06-Jan-2026

Detachment: 6E - ESSEX COUNTY
Location code(s): 6E60 - ESSEX

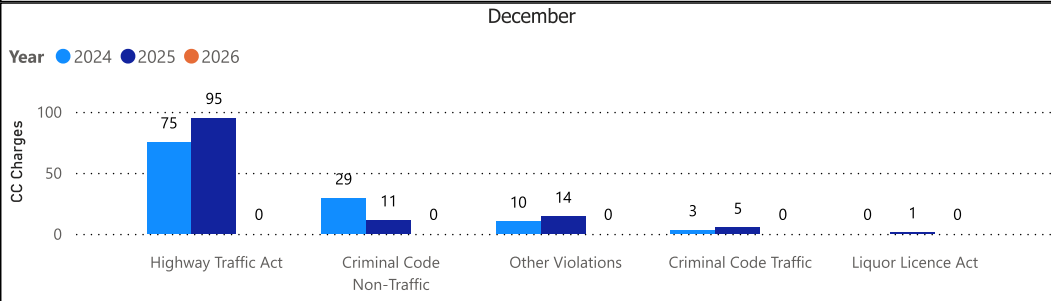
Area(s): ALL
Data source date:
06-Jan-2026

Report Generated on:
06-Jan-2026 11:11:07 AM

**OPP Detachment Board Report
Records Management System
December 2025**

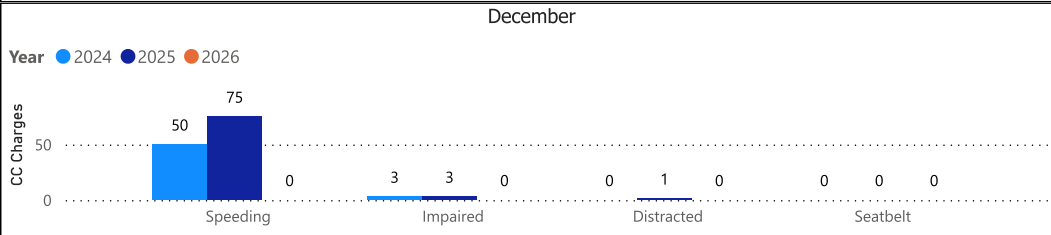
Criminal Code and Provincial Statute Charges Laid						
December						
Year	2024		2025		2026	
ChargeCategory1	Offence Count	% Change	Offence Count	% Change	Offence Count	% Change
Criminal Code Non-Traffic	29	107.1%	11	-62.1%	0	-100.0%
Criminal Code Traffic	3	-57.1%	5	66.7%	0	-100.0%
Highway Traffic Act	75	177.8%	95	26.7%	0	-100.0%
Liquor Licence Act	0	-100.0%	1	--	0	-100.0%
Other Violations	10	233.3%	14	40.0%	0	-100.0%
Total	117	116.7%	126	7.7%	0	-100.0%

YTD						
Year	2024		2025		2026	
ChargeCategory1	Offence Count	% Change	Offence Count	% Change	Offence Count	% Change
Criminal Code Non-Traffic	275	38.2%	319	16.0%	13	-95.9%
Criminal Code Traffic	74	57.4%	56	-24.3%	6	-89.3%
Highway Traffic Act	633	57.1%	1,168	84.5%	24	-97.9%
Liquor Licence Act	14	-6.7%	23	64.3%	0	-100.0%
Other Violations	78	16.4%	125	60.3%	1	-99.2%
Total	1,074	46.9%	1,691	57.4%	44	-97.4%



Traffic Related Charges						
December						
Year	2024		2025		2026	
ChargeCategory2	Offence Count	% Change	Offence Count	% Change	Offence Count	% Change
Speeding	50	455.6%	75	50.0%	0	-100.0%
Seatbelt	0	-100.0%	0	--	0	--
Impaired	3	-57.1%	3	0.0%	0	-100.0%
Distracted	0	--	1	--	0	-100.0%

YTD						
Year	2024		2025		2026	
ChargeCategory2	Offence Count	% Change	Offence Count	% Change	Offence Count	% Change
Speeding	387	64.0%	766	97.9%	12	-98.4%
Seatbelt	7	40.0%	18	157.1%	0	-100.0%
Impaired	53	65.6%	42	-20.8%	4	-90.5%
Distracted	0	--	9	--	0	-100.0%



Detachment: 6E - ESSEX COUNTY

Location code(s): 6E60 - ESSEX

Area(s): ALL

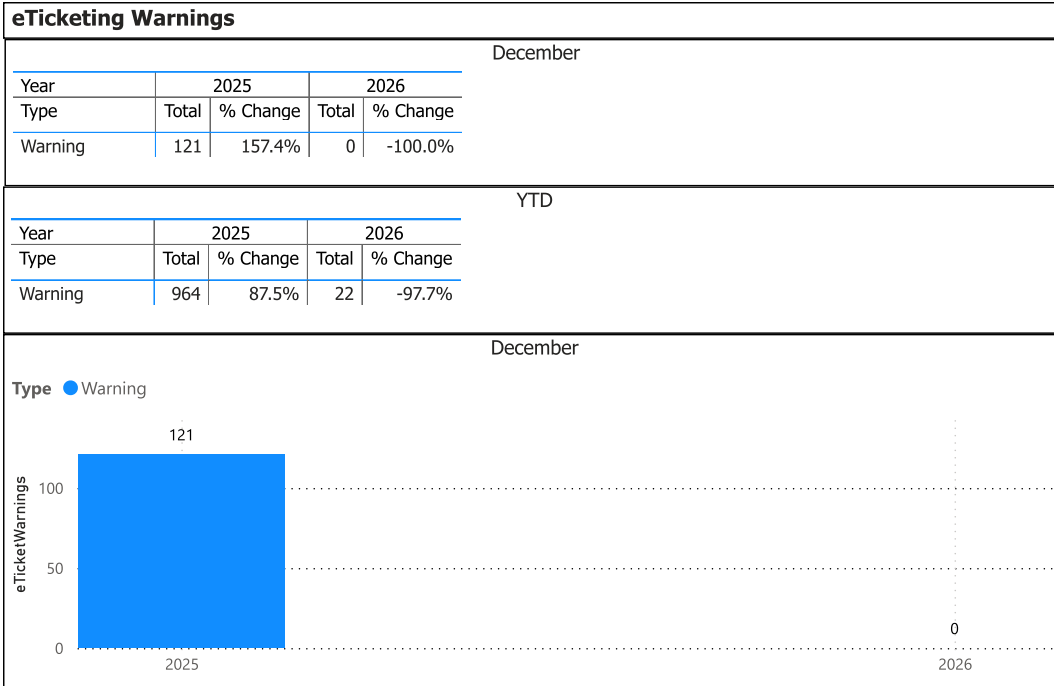
Data source date:

6-Jan-26

Report Generated on:

06-Jan-2026 11:11:07 AM

**OPP Detachment Board Report
Records Management System
December 2025**



Note: The eTicketing system was not fully implemented until the end of 2022, therefore data is only available beginning in 2023. % Change in 2023 may appear higher in this report due to the incomplete 2022 data.

Detachment: 6E - ESSEX COUNTY

Location code(s): 6E60 - ESSEX

Area(s): ALL

Data source date:

6-Jan-26

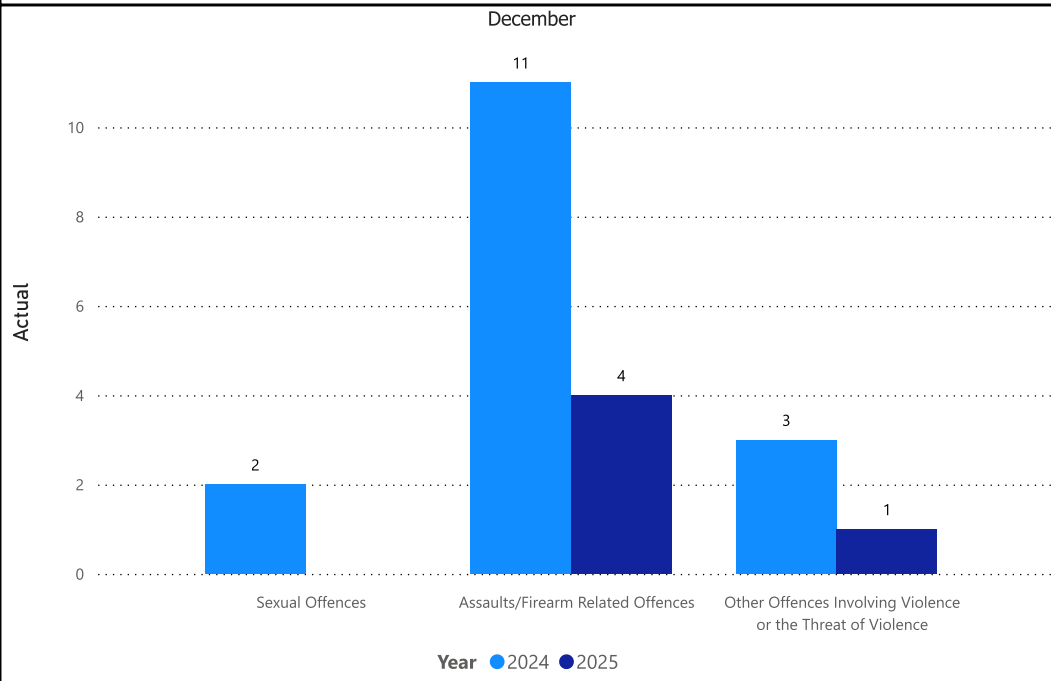
Report Generated on:

06-Jan-2026 11:15:32 AM

**OPP Detachment Board Report
Records Management System
December 2025**

Violent Crime						
December						
Year	2024		2025		2026	
ViolationGrp	Actual	% Change	Actual	% Change	Actual	% Change
Homicides	0	--	0	--	0	--
Other Offences Causing Death	0	--	0	--	0	--
Attempted Murder	0	--	0	--	0	--
Sexual Offences	2	0.0%	0	-100.0%	0	--
Assaults/Firearm Related Offences	11	120.0%	4	-63.6%	0	-100.0%
Offences Resulting in the Deprivation of Freedom	0	--	0	--	0	--
Robbery	0	--	0	--	0	--
Other Offences Involving Violence or the Threat of Violence	3	0.0%	1	-66.7%	0	-100.0%
Offences in Relation to Sexual Services	0	--	0	--	0	--
Total	16	60.0%	5	-68.8%	0	-100.0%

YTD						
Year	2024		2025		2026	
ViolationGrp	Actual	% Change	Actual	% Change	Actual	% Change
Homicides	1	0.0%	0	-100.0%	0	--
Other Offences Causing Death	0	--	0	--	0	--
Attempted Murder	0	--	0	--	0	--
Sexual Offences	15	-21.1%	11	-26.7%	1	-90.9%
Assaults/Firearm Related Offences	57	23.9%	61	7.0%	2	-96.7%
Offences Resulting in the Deprivation of Freedom	2	--	1	-50.0%	0	-100.0%
Robbery	0	-100.0%	0	--	0	--
Other Offences Involving Violence or the Threat of Violence	41	78.3%	26	-36.6%	0	-100.0%
Offences in Relation to Sexual Services	0	--	0	--	0	--
Total	116	27.5%	99	-14.7%	3	-97.0%



Detachment: 6E - ESSEX COUNTY

Location code(s): 6E60 - ESSEX

Area(s): ALL

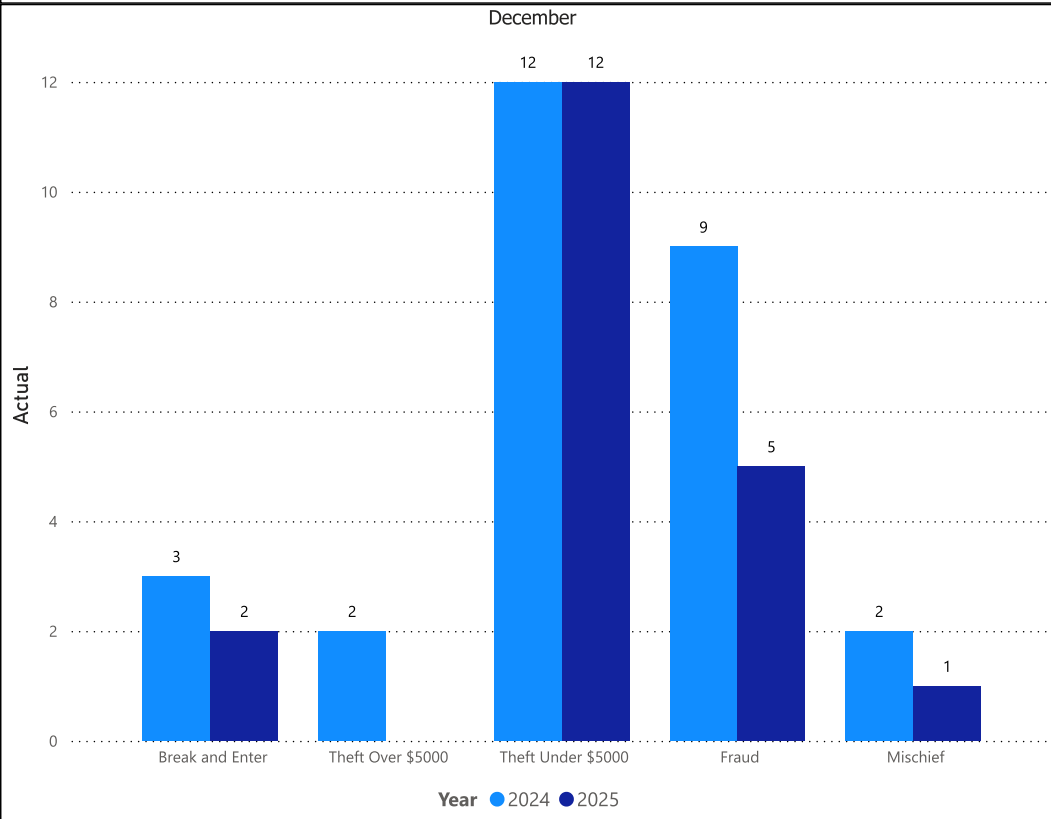
Data source date:
06-Jan-2026

Report Generated on:
06-Jan-2026 11:11:07 AM

**OPP Detachment Board Report
Records Management System
December 2025**

Property Crime						
December						
Year	2024		2025		2026	
ViolationGrp	Actual	% Change	Actual	% Change	Actual	% Change
Arson	0	--	0	--	0	--
Break and Enter	3	50.0%	2	-33.3%	0	-100.0%
Theft Over \$5000	2	0.0%	0	-100.0%	0	--
Theft Under \$5000	12	50.0%	12	0.0%	0	-100.0%
Possession/Trafficking Stolen Goods	0	--	0	--	0	--
Fraud	9	28.6%	5	-44.4%	0	-100.0%
Mischief	2	-71.4%	1	-50.0%	0	-100.0%
Total	28	7.7%	20	-28.6%	0	-100.0%

YTD						
Year	2024		2025		2026	
ViolationGrp	Actual	% Change	Actual	% Change	Actual	% Change
Arson	1	--	1	0.0%	0	-100.0%
Break and Enter	47	161.1%	14	-70.2%	0	-100.0%
Theft Over \$5000	33	3.1%	19	-42.4%	0	-100.0%
Theft Under \$5000	106	15.2%	101	-4.7%	1	-99.0%
Possession/Trafficking Stolen Goods	12	200.0%	1	-91.7%	0	-100.0%
Fraud	111	20.7%	88	-20.7%	0	-100.0%
Mischief	57	0.0%	41	-28.1%	1	-97.6%
Total	367	24.4%	265	-27.8%	2	-99.2%



Detachment: 6E - ESSEX COUNTY

Location code(s): 6E60 - ESSEX

Area(s): ALL

Data source date:

06-Jan-2026

Report Generated on:

06-Jan-2026 11:11:07 AM

**OPP Detachment Board Report
Records Management System
December 2025**

Drug Crime						
December						
Year	2024		2025		2026	
ViolationGrp	Actual	% Change	Actual	% Change	Actual	% Change
Possession	0	--	0	--	0	--
Trafficking	0	--	0	--	0	--
Importation & Production	0	--	0	--	0	--
Cannabis Possession	0	--	0	--	0	--
Cannabis Distribution	0	--	0	--	0	--
Cannabis Sale	0	--	0	--	0	--
Cannabis Importation & Exportation	0	--	0	--	0	--
Cannabis Production	0	--	0	--	0	--
Other Cannabis Violations	0	--	0	--	0	--
Total	0	--	0	--	0	--

YTD						
Year	2024		2025		2026	
ViolationGrp	Actual	% Change	Actual	% Change	Actual	% Change
Possession	1	-66.7%	0	-100.0%	0	--
Trafficking	1	--	1	0.0%	0	-100.0%
Importation & Production	0	--	0	--	0	--
Cannabis Possession	0	--	0	--	0	--
Cannabis Distribution	0	-100.0%	0	--	0	--
Cannabis Sale	0	--	0	--	0	--
Cannabis Importation & Exportation	0	--	0	--	0	--
Cannabis Production	0	--	0	--	0	--
Other Cannabis Violations	0	--	0	--	0	--
Total	2	-50.0%	1	-50.0%	0	-100.0%

No Data for selected filters

Top 3 Violation Types	Top 5 Violation Groups																																																																				
<p align="center">December</p> <table border="1"> <caption>Actual Counts by Violation Type</caption> <thead> <tr><th>Year</th><th>Violent</th><th>Property</th><th>Other</th></tr> </thead> <tbody> <tr><td>2023</td><td>10</td><td>26</td><td>3</td></tr> <tr><td>2024</td><td>16</td><td>28</td><td>1</td></tr> <tr><td>2025</td><td>5</td><td>20</td><td>8</td></tr> <tr><td>2026</td><td>0</td><td>0</td><td>0</td></tr> </tbody> </table>	Year	Violent	Property	Other	2023	10	26	3	2024	16	28	1	2025	5	20	8	2026	0	0	0	<p align="center">December</p> <table border="1"> <thead> <tr> <th>ViolationGrp</th> <th>2023</th> <th>2024</th> <th>2025</th> <th>2026</th> <th>Total</th> </tr> </thead> <tbody> <tr><td>Theft Under \$5000</td><td>8</td><td>12</td><td>12</td><td>0</td><td>32</td></tr> <tr><td>Fraud</td><td>7</td><td>9</td><td>5</td><td>0</td><td>21</td></tr> <tr><td>Assaults/Firearm Related Offences</td><td>5</td><td>11</td><td>4</td><td>0</td><td>20</td></tr> <tr><td>Mischief</td><td>7</td><td>2</td><td>1</td><td>0</td><td>10</td></tr> <tr><td>Other Offences Involving Violence or the Threat of Violence</td><td>3</td><td>3</td><td>1</td><td>0</td><td>7</td></tr> <tr><td>Break and Enter</td><td>2</td><td>3</td><td>2</td><td>0</td><td>7</td></tr> <tr><td>Failure to</td><td>1</td><td>1</td><td>5</td><td>0</td><td>7</td></tr> </tbody> </table>	ViolationGrp	2023	2024	2025	2026	Total	Theft Under \$5000	8	12	12	0	32	Fraud	7	9	5	0	21	Assaults/Firearm Related Offences	5	11	4	0	20	Mischief	7	2	1	0	10	Other Offences Involving Violence or the Threat of Violence	3	3	1	0	7	Break and Enter	2	3	2	0	7	Failure to	1	1	5	0	7
Year	Violent	Property	Other																																																																		
2023	10	26	3																																																																		
2024	16	28	1																																																																		
2025	5	20	8																																																																		
2026	0	0	0																																																																		
ViolationGrp	2023	2024	2025	2026	Total																																																																
Theft Under \$5000	8	12	12	0	32																																																																
Fraud	7	9	5	0	21																																																																
Assaults/Firearm Related Offences	5	11	4	0	20																																																																
Mischief	7	2	1	0	10																																																																
Other Offences Involving Violence or the Threat of Violence	3	3	1	0	7																																																																
Break and Enter	2	3	2	0	7																																																																
Failure to	1	1	5	0	7																																																																

Detachment: 6E - ESSEX COUNTY

Location code(s): 6E60 - ESSEX

Area(s): ALL

Data source date:

06-Jan-2026

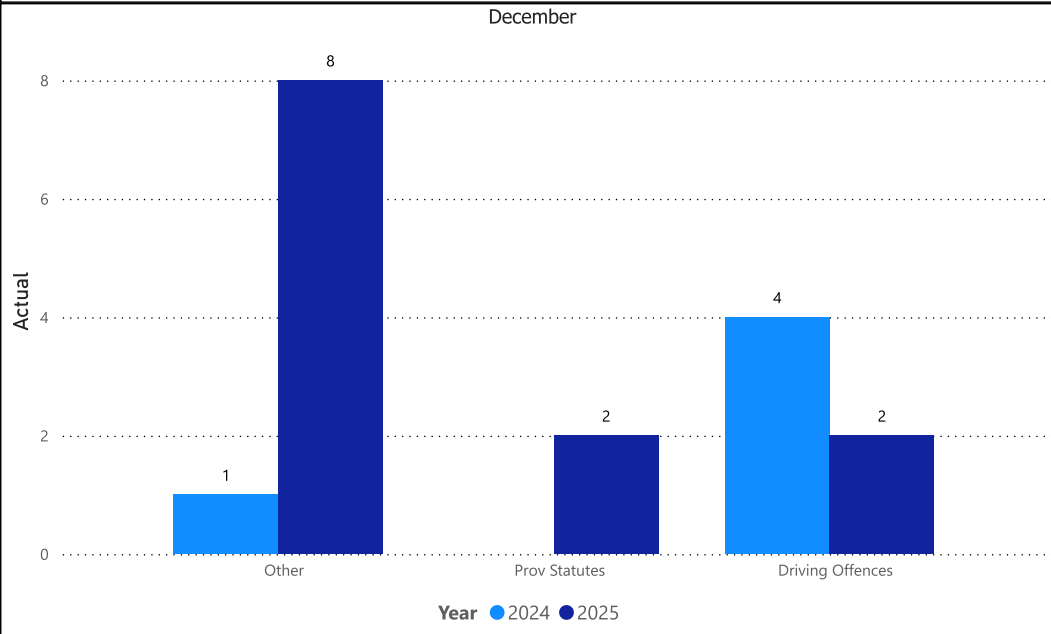
Report Generated on:

06-Jan-2026 11:11:07 AM

**OPP Detachment Board Report
Records Management System
December 2025**

Other Crime Occurrences						
December						
Year	2024		2025		2026	
Violation_rollup	Actual	% Change	Actual	% Change	Actual	% Change
Other	1	-66.7%	8	700.0%	0	-100.0%
Fed Statutes	0	--	0	--	0	--
Prov Statutes	0	-100.0%	2	--	0	-100.0%
Driving Offences	4	0.0%	2	-50.0%	0	-100.0%
Total	5	-44.4%	12	140.0%	0	-100.0%

YTD						
Year	2024		2025		2026	
Violation_rollup	Actual	% Change	Actual	% Change	Actual	% Change
Other	46	31.4%	71	54.3%	1	-98.6%
Fed Statutes	2	0.0%	2	0.0%	0	-100.0%
Prov Statutes	23	-39.5%	43	87.0%	0	-100.0%
Driving Offences	34	21.4%	36	5.9%	2	-94.4%
Total	105	1.9%	152	44.8%	3	-98.0%



Detachment: 6E - ESSEX COUNTY

Location code(s): 6E60 - ESSEX

Area(s): ALL

Data source date:

06-Jan-2026

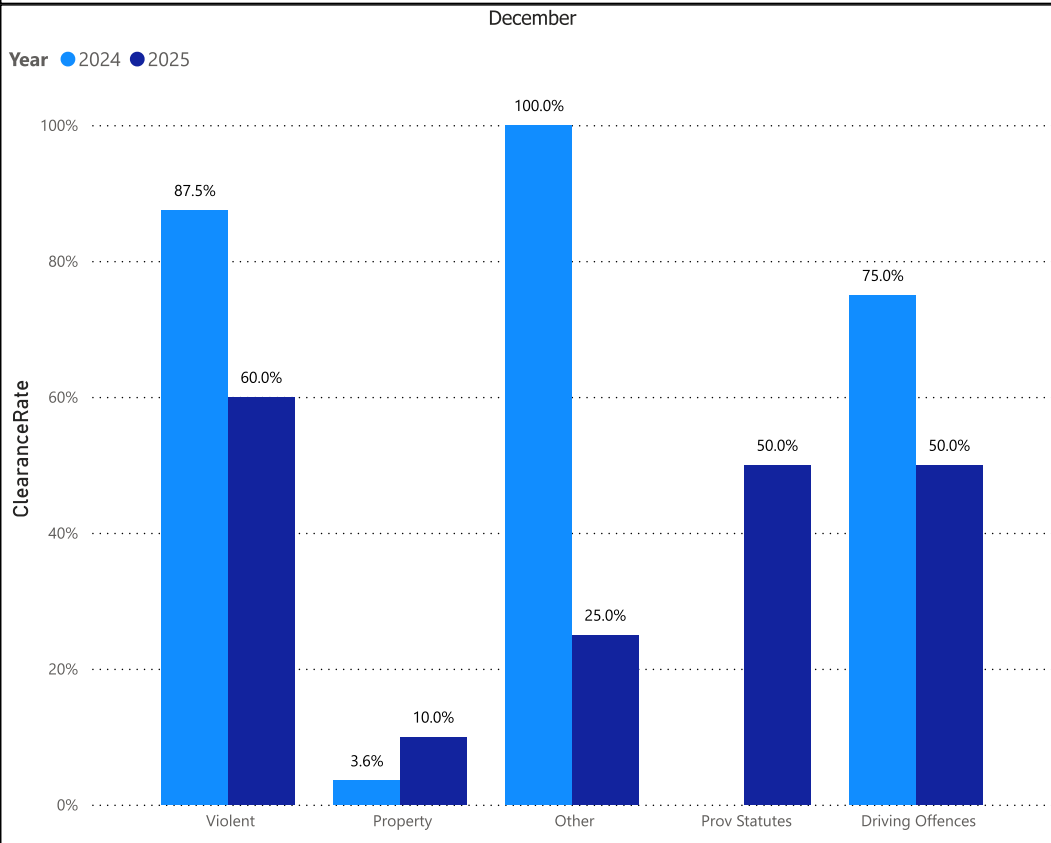
Report Generated on:

06-Jan-2026 11:11:07 AM

**OPP Detachment Board Report
Records Management System
December 2025**

Clearance Rate						
December						
Year	2024		2025		2026	
	%	% Change	%	% Change	%	% Change
Violent	87.5%	25.0%	60.0%	-31.4%	-100.0%	
Property	3.6%	-7.1%	10.0%	180.0%	-100.0%	
Other	100.0%	50.0%	25.0%	-75.0%	-100.0%	
Drugs						
Fed Statutes						
Prov Statutes		-100.0%	50.0%	--	-100.0%	
Driving Offences	75.0%	-25.0%	50.0%	-33.3%	-100.0%	

YTD						
Year	2024		2025		2026	
	%	% Change	%	% Change	%	% Change
Violent_rollop						
Violent	72.4%	-5.9%	75.8%	4.6%	100.0%	32.0%
Property	13.4%	31.3%	14.3%	7.4%	0.0%	-100.0%
Other	39.1%	-34.8%	46.5%	18.8%	100.0%	115.2%
Drugs	50.0%	-50.0%	100.0%	100.0%		-100.0%
Fed Statutes	50.0%	0.0%	100.0%	100.0%		-100.0%
Prov Statutes	82.6%	-15.2%	83.7%	1.3%		-100.0%
Driving Offences	73.5%	-17.6%	88.9%	20.9%	100.0%	12.5%



Detachment: 6E - ESSEX COUNTY

Location code(s): 6E60 - ESSEX

Area(s): ALL

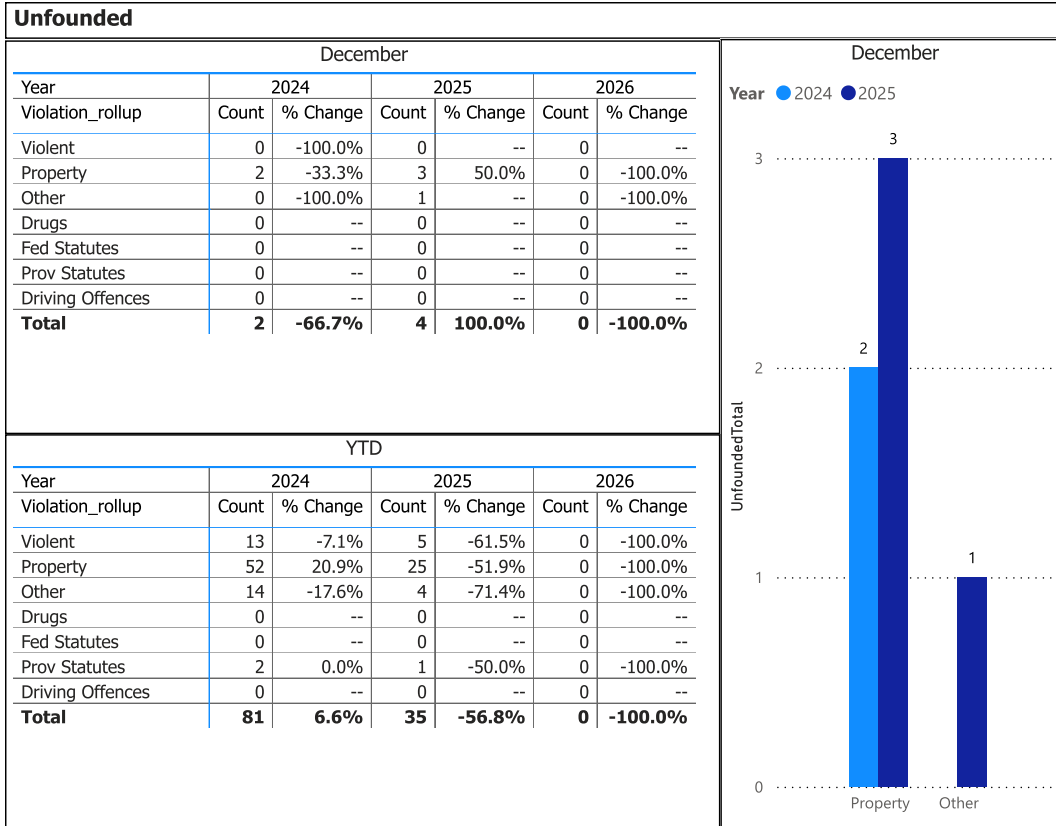
Data source date:

06-Jan-2026

Report Generated on:

06-Jan-2026 11:11:07 AM

**OPP Detachment Board Report
Records Management System
December 2025**



Detachment: 6E - ESSEX COUNTY

Location code(s): 6E60 - ESSEX

Area(s): ALL

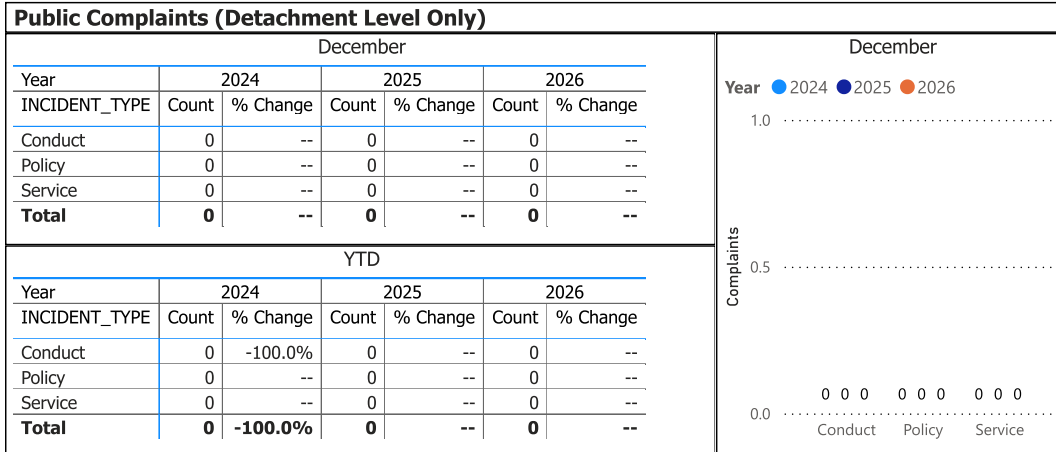
Data source date:

06-Jan-2026

Report Generated on:

06-Jan-2026 11:11:07 AM

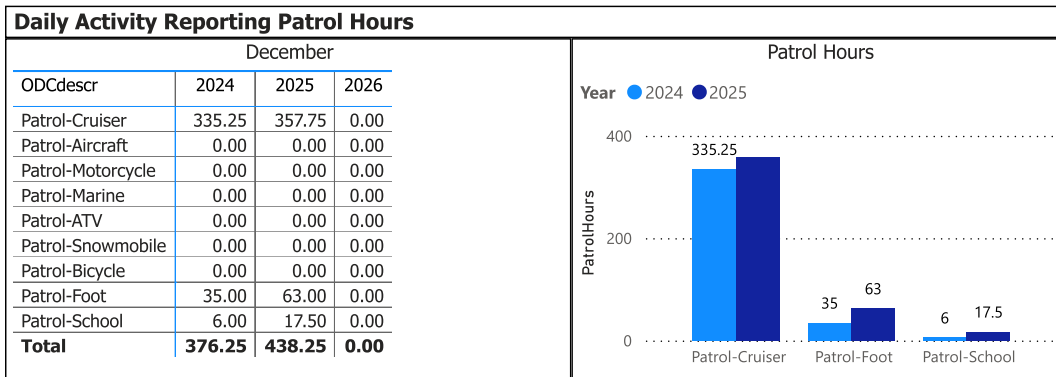
**OPP Detachment Board Report
Records Management System
December 2025**



Data source: RMS Data Feed
Ontario Provincial Police, Professional Standards Bureau Commander Reports - File Manager System

Data source date:
(Blank)

Daily Activity Reporting



Data source (Daily Activity Reporting System) date:
06-Jan-2026

Detachment: 6E - ESSEX COUNTY
Location code(s): 6E60 - ESSEX

Data source date:
(Blank)

Report Generated on:
06-Jan-2026 11:11:07 AM

**OPP Detachment Board Report
Records Management System
December 2025**

Youth Charges by Disposition Type			
December			
Disposition_Type	2024	2025	2026
Bail	0	0	0
Conference	0	0	0
Conviction	0	0	0
Diversion	0	0	0
NonConviction	0	0	0
NotAccepted	0	0	0
Total	0	0	0

YTD			
Disposition_Type	2024	2025	2026
Bail	0	0	0
Conference	0	0	0
Conviction	1	0	0
Diversion	1	0	0
NonConviction	2	1	0
NotAccepted	0	0	0
Total	4	1	0

Youth Charges by Disposition and Occurrence Type		
December		
Year	2026	Total
OccType		
Total		0

YTD		
Year	2026	Total
OccType		
Total		0

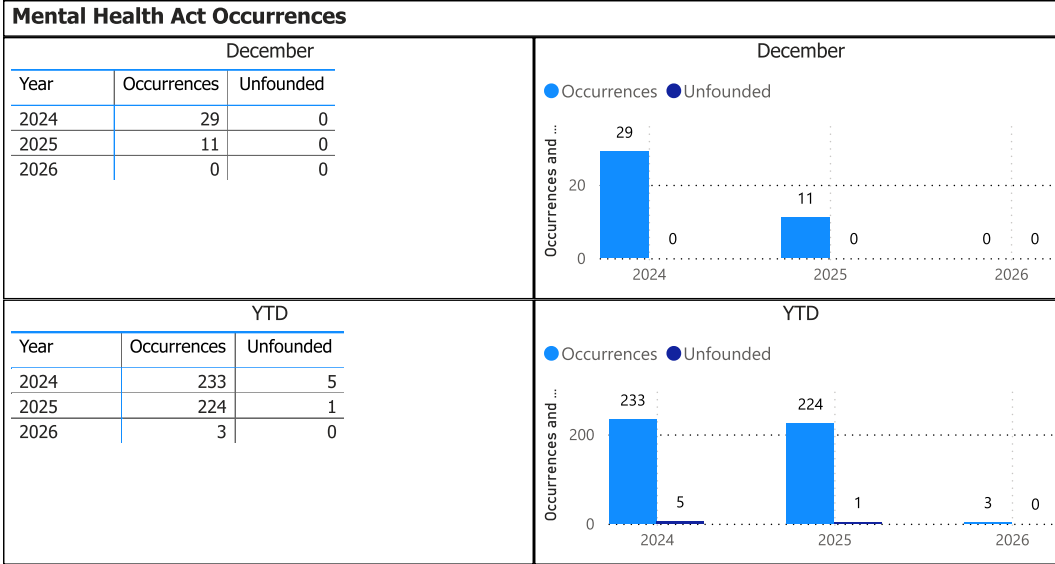
The tables and chart on this page present summarized youth charges by disposition and occurrence type that have been recorded in the OPP Niche RMS application. Of note... the Niche data sourced for this report page only lists youth charges that have had a disposition type entered against them. Therefore, please be aware that the counts of youth charges entries on this report page are under stating the potential sum of youth charges that are in OPP Niche RMS.

Detachment: 6E - ESSEX COUNTY
Location code(s): 6E60 - ESSEX

Area(s): ALL
Data source date:
(Blank)

Report Generated on:
06-Jan-2026 11:20:33 AM

**OPP Detachment Board Report
Records Management System
December 2025**



Mental Health Act Occurrences by Occurrence Type

December		
Year	2026	
OccurrenceType	Occurrences	Unfounded
Total	0	0

Detachment: 6E - ESSEX COUNTY

Location code(s): 6E60 - ESSEX

Area(s): ALL

Data source date:
06-Jan-2026

Report Generated on:
06-Jan-2026 11:11:07 AM

**OPP Detachment Board Report
Records Management System
December 2025**

Overdose Occurrences				YTD			
December				YTD			
Fatal	2024	2025	2026	Fatal	2024	2025	2026
<input type="checkbox"/> Fatal	0	0	0	<input type="checkbox"/> Fatal	2	2	0
non-opioid overdose	0	0	0	non-opioid overdose	0	2	0
opioid overdose	0	0	0	opioid overdose	2	0	0
<input type="checkbox"/> non-Fatal	1	0	0	<input type="checkbox"/> non-Fatal	3	4	0
non-opioid overdose	0	0	0	non-opioid overdose	0	0	0
opioid overdose	1	0	0	opioid overdose	3	4	0
Total	1	0	0	Total	5	6	0

Fatal Overdose Occurrences		Non-Fatal Overdose Occurrences	
December		December	

Detachment: 6E - ESSEX COUNTY

Location code(s): 6E60 - ESSEX

Area(s): ALL

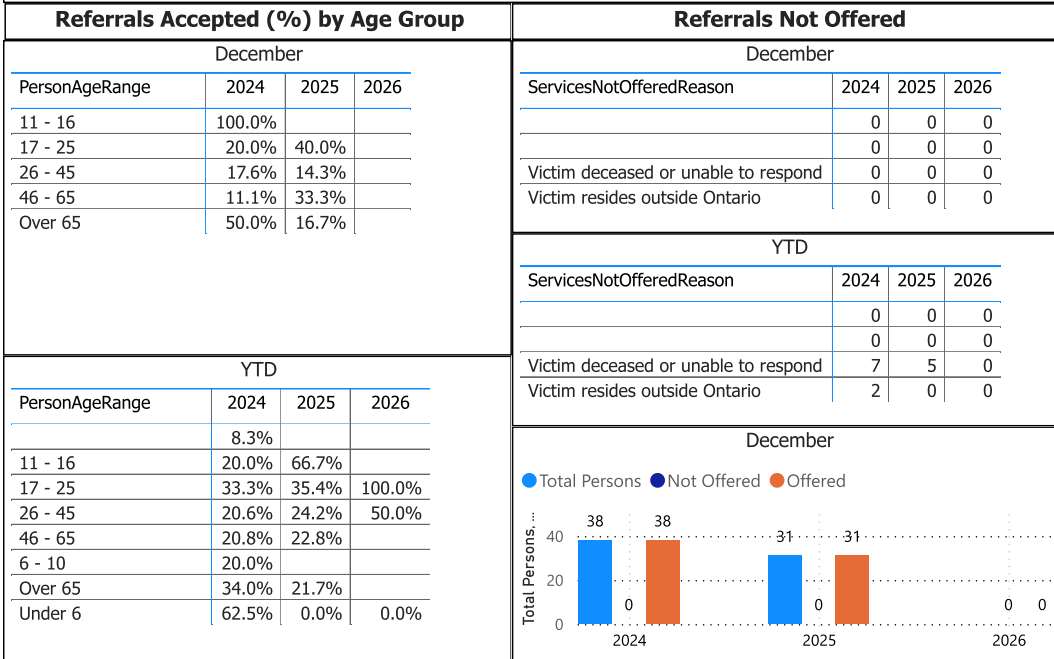

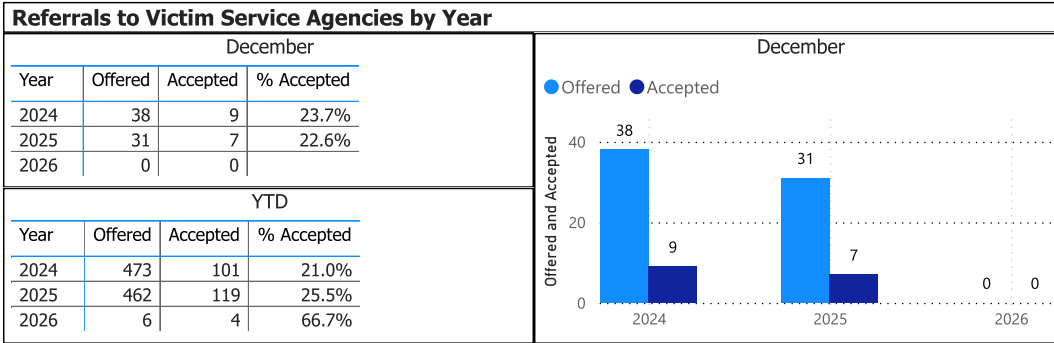
Data source date:

06-Jan-2026

Report Generated on:

06-Jan-2026 11:11:07 AM

**OPP Detachment Board Report
Records Management System
December 2025**



Detachment: 6E - ESSEX COUNTY

Location code(s): 6E60 - ESSEX

Area(s): ALL

Data source date:

06-Jan-2026

Report Generated on:

06-Jan-2026 11:11:07 AM



Windsor & Essex County Crime Stoppers

Police Coordinator Report
December 1st – December 31st, 2025

Overview

Crime Stoppers exists to provide a means for the public to pass along anonymous information that assists in solving crimes, recovering stolen property, seizing illegal drugs, and locating those for whom there is an outstanding warrant of arrest. Locally, the program is operated jointly as Windsor-Essex County Crime Stoppers and has the responsibility to receive and disseminate information to all law enforcement agencies within Essex County.

AM800

“Crime of the Week” report with AM800 radio which airs every Tuesday morning and afternoon and the feature is also incorporated into to our Catchcrooks website.

December 2 - Stolen Church Cross in Tecumseh (OPP).

December 9 – Composite Sketch Released for Leamington Robbery (OPP).

December 16 – Downtown Windsor Road Rage while Brandishing a Firearm (WPS).

December 23 – Amherstburg Vehicle Arson (WPS).

December 30 – Drouillard Road Arson (WPS).

CTV Windsor

Monthly Segment with CTV News Windsor aired on December 29th featuring an overview of this year’s statistics and an homage to Ontario born Greg Mcaleese, who was the creator and founder of Crime Stoppers who passed away in the fall.

Social Media

Sustained daily maintenance and management of Windsor & Essex County Crime Stoppers social media platforms such as Facebook and Instagram posts and Crime Stoppers Catchcrooks Website.

This statistical report is reflective of December 1st to December 31st, 2025.

Crime Stoppers tip information was distributed to the following agencies during this period:

- Windsor Police Service.
- Windsor Police Service Amherstburg Detachment.
- Ontario Provincial Police.
- LaSalle Police Service.
- Ministry of Revenue and Finance.
- Windsor & Essex County Health Unit- Tobacco Enforcement.
- Canada Border Services Agency.
- Repeat Offender Parole Enforcement.
- Windsor Police Criminal Intelligence Unit – Cannabis Enforcement.

Attached documents include:

Police Coordinators Report.

Monthly Statistical Report.

Tip Summary Report.

This Report was Prepared By:

Constable Rick Surette – Ontario Provincial Police.

TOTAL POPULATION REPRESENTED – 398,718 (2019 CENSUS)

POPULATION (CITY) – 217,188

POPULATION (COUNTY) – 126,314

POPULATION (LASALLE) – 33,180

POPULATION (AMHERSTBURG) – 22,036



Windsor - Essex County Crime Stoppers - Statistical Report

Filter Date: December 2025 Run Date: 2026/01/02

Statistic	Jan	Feb	Mar	Apr	May	Jun	Jul	Aug	Sep	Oct	Nov	Dec
Tips Received	166	153	144	156	119	145	145	143	158	251	124	115
Tip Follow-ups	117	89	125	248	93	66	96	173	115	98	158	164
Arrests	4	3	8	0	1	6	8	0	12	10	5	14
Cases Cleared	9	3	8	6	4	7	6	0	41	21	12	23
Charges Laid	18	13	32	17	5	13	16	0	11	4	11	20
Fugitives	0	0	0	0	0	0	0	0	0	0	0	0
Administrative Discipline	0	0	0	0	0	0	0	0	0	0	0	0
# of Rewards Approved	5	4	6	4	3	6	8	0	11	7	2	0
Rewards Approved	\$1,750	\$1,000	\$2,950	\$800	\$900	\$1,200	\$2,000	\$0	\$1,600	\$350	\$225	\$0
# of Rewards Paid	2	0	2	3	0	3	0	0	0	0	0	0
Rewards Paid	\$600	\$0	\$650	\$1,700	\$0	\$500	\$0	\$0	\$0	\$0	\$0	\$0
# of Weapons Recovered	1	1	0	0	0	3	1	0	0	0	0	0
# of Vehicles Recovered	0	0	0	0	0	0	0	0	0	0	0	0
Property Recovered	\$27,137	\$900	\$4,500	\$0	\$0	\$41,000	\$2,541	\$0	\$0	\$0	\$0	\$0
Cash Recovered	\$15,082	\$0	\$0	\$0	\$0	\$1,240	\$2,540	\$0	\$0	\$0	\$3,000	\$0
Drugs Seized	\$412,850	\$9,000	\$51,481	\$0	\$0	\$249,300	\$12,820	\$0	\$0	\$0	\$15,000	\$0
Total Recovered	\$455,069	\$9,900	\$55,981	\$0	\$0	\$291,540	\$17,901	\$0	\$0	\$0	\$18,000	\$0

Statistic	Q1	Q2	Q3	Q4	YTD	SI
Tips Received	463	420	446	490	1,819	65,050
Tip Follow-ups	331	407	384	420	1,542	24,161
Calls Received	0	0	0	0	0	3,138
Arrests	15	7	20	29	71	7,255
Cases Cleared	20	17	47	56	140	10,636
Charges Laid	63	35	27	35	160	10,777
Fugitives	0	0	0	0	0	625
Administrative Discipline	0	0	0	0	0	3
# of Rewards Approved	15	13	19	9	56	1,992
Rewards Approved	\$5,700	\$2,900	\$3,600	\$575	\$12,775	\$1,293,585
# of Rewards Paid	4	6	0	0	10	993
Rewards Paid	\$1,250	\$2,200	\$0	\$0	\$3,450	\$840,652
# of Weapons Recovered	2	3	1	0	6	567
# of Vehicles Recovered	0	0	0	0	0	38
Property Recovered	\$32,537	\$41,000	\$2,541	\$0	\$76,078	\$13,812,553
Cash Recovered	\$15,082	\$1,240	\$2,540	\$3,000	\$21,862	\$663,633
Drugs Seized	\$473,331	\$249,300	\$12,820	\$15,000	\$750,451	\$121,212,485
Total Recovered	\$520,950	\$291,540	\$17,901	\$18,000	\$848,391	\$135,688,671

Windsor - Essex County Crime Stoppers Tip Summary Report

Created Date: 2025/11/01 to 2025/12/01

Offense Type	Count
Animal Cruelty	0
Arson	2
Assault	3
Attempt Murder	0
Breach of Condition	2
Break and Enter	2
By Law	1
Child Abuse	2
COVID-19	0
Cybercrime	3
Disqualified Driving	1
Drugs	23
Elder Abuse	1
Fraud	12
Highway Traffic Act	3
Hit and Run / Fail to Remain	1
Homicide	2
Human Smuggling	2
Human Trafficking	1
Illegal Cigarettes	0
Immigration	0

Impaired Driver	4
Indecent Act	1
Liquor (sales to minors, sales without licence)	0
Mischief	0
Missing Person	0
Motor Vehicle Collision	0
Possession of Stolen Property	0
Prostitution/Morality	0
Repeat Impaired Driver	0
Robbery	5
Sexual Assault	1
Stolen Vehicle	1
Suspended Driver	1
Suspicious Activity	10
Terrorism	0
Test Tip	0
Theft	34
Threats	1
Warrant	3
Weapons	3
<i>Other</i>	7
<i>Unknown</i>	1
Total	118

