

Ontario Provincial Police Detachment Board Report



Town of Essex

January 2026

1 - Collisions

2 - Fatalities

3 - Charges

4 - Warnings

5 - Violent Crime

6 - Property Crime

7 - Drug Crime

8 - Other Crime

9 - Clearance Rate

10 - Unfounded

11 - Complaints

12 - Youth Charges

13 - MHA

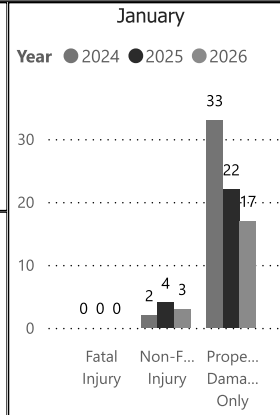
14 - Overdose

15 - Victim Service

**OPP Detachment Board Report
Collision Reporting System
January 2026**

Motor Vehicle Collisions by Type						
January						
Year	2024		2025		2026	
CollisionType	Incidents	% Change	Incidents	% Change	Incidents	% Change
Fatal Injury	0	--	0	--	0	--
Non-Fatal Injury	2	0.0%	4	100.0%	3	-25.0%
Property Damage Only	33	106.3%	22	-33.3%	17	-22.7%
Total	35	94.4%	26	-25.7%	20	-23.1%

YTD						
Year	2024		2025		2026	
CollisionType	Incidents	% Change	Incidents	% Change	Incidents	% Change
Fatal Injury	0	--	0	--	0	--
Non-Fatal Injury	2	0.0%	4	100.0%	3	-25.0%
Property Damage Only	33	106.3%	22	-33.3%	17	-22.7%
Total	35	94.4%	26	-25.7%	20	-23.1%



Data source (Collision Reporting System) date:
05-Feb-2026

Detachment: 6E - ESSEX COUNTY
Location code(s): 6E60 - ESSEX

Area(s): ALL
Data source date:
05-Feb-2026

Report Generated on:
05-Feb-2026 10:23:17 AM

**OPP Detachment Board Report
Collision Reporting System
January 2026**

Fatalities in Detachment Area - Incidents

January									
Type	Motor Vehicle			Motorized Snow Vehicle			Off-Road Vehicle		
Year	Alcohol/Drugs	Incidents	% Change	Alcohol/Drugs	Incidents	% Change	Alcohol/Drugs	Incidents	% Change
2024	0	0	--	0	0	--	0	0	--
2025	0	0	--	0	0	--	0	0	--
2026	0	0	--	0	0	--	0	0	--

YTD									
Type	Motor Vehicle			Motorized Snow Vehicle			Off-Road Vehicle		
Year	Alcohol/Drugs	Incidents	% Change	Alcohol/Drugs	Incidents	% Change	Alcohol/Drugs	Incidents	% Change
2024	0	0	--	0	0	--	0	0	--
2025	0	0	--	0	0	--	0	0	--
2026	0	0	--	0	0	--	0	0	--


Fatalities in Detachment Area - Persons Killed

January						
Type	Motor Vehicle		Motorized Snow Vehicle		Off-Road Vehicle	
Year	Persons Killed	% Change	Persons Killed	% Change	Persons Killed	% Change
2024	0	--	0	--	0	--
2025	0	--	0	--	0	--
2026	0	--	0	--	0	--

YTD						
Type	Motor Vehicle		Motorized Snow Vehicle		Off-Road Vehicle	
Year	Persons Killed	% Change	Persons Killed	% Change	Persons Killed	% Change
2024	0	--	0	--	0	--
2025	0	--	0	--	0	--
2026	0	--	0	--	0	--

Primary Causal Factors in Fatal Motor Vehicle Collisions

	January			YTD		
	2024	2025	2026	2024	2025	2026
Speeding	0	0	0	0	0	0
Speeding % Change	--	--	--	--	--	--
Distracted	0	0	0	0	0	0
Distracted % Change	--	--	--	--	--	--
Alcohol/Drugs	0	0	0	0	0	0
Alcohol/Drugs % Change	--	--	--	--	--	--
Wildlife	0	0	0	0	0	0
Wildlife % Change	--	--	--	--	--	--
NoSeatbelt	0	0	0	0	0	0
NoSeatbelt YoY%	--	--	--	--	--	--



Data source (Collision Reporting System) date:
05-Feb-2026

Detachment: 6E - ESSEX COUNTY
Location code(s): 6E60 - ESSEX

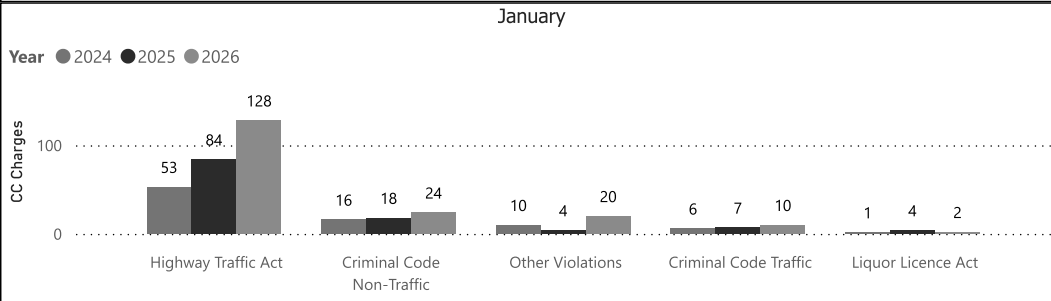
Area(s): ALL
Data source date:
05-Feb-2026

Report Generated on:
05-Feb-2026 10:23:17 AM

**OPP Detachment Board Report
Records Management System
January 2026**

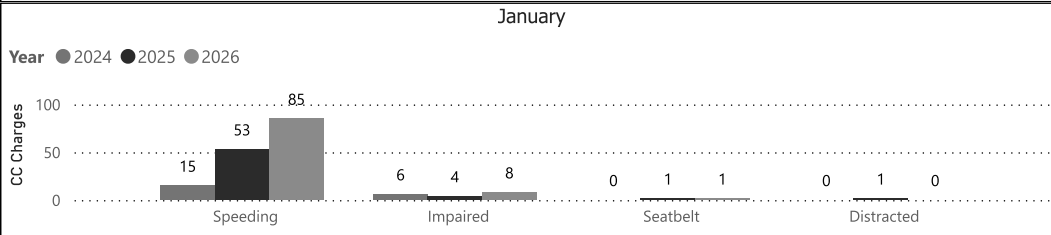
Criminal Code and Provincial Statute Charges Laid						
January						
Year	2024		2025		2026	
ChargeCategory1	Offence Count	% Change	Offence Count	% Change	Offence Count	% Change
Criminal Code Non-Traffic	16	-50.0%	18	12.5%	24	33.3%
Criminal Code Traffic	6	500.0%	7	16.7%	10	42.9%
Highway Traffic Act	53	307.7%	84	58.5%	128	52.4%
Liquor Licence Act	1	--	4	300.0%	2	-50.0%
Other Violations	10	233.3%	4	-60.0%	20	400.0%
Total	86	75.5%	117	36.0%	184	57.3%

YTD						
Year	2024		2025		2026	
ChargeCategory1	Offence Count	% Change	Offence Count	% Change	Offence Count	% Change
Criminal Code Non-Traffic	16	-50.0%	18	12.5%	24	33.3%
Criminal Code Traffic	6	500.0%	7	16.7%	10	42.9%
Highway Traffic Act	53	307.7%	84	58.5%	128	52.4%
Liquor Licence Act	1	--	4	300.0%	2	-50.0%
Other Violations	10	233.3%	4	-60.0%	20	400.0%
Total	86	75.5%	117	36.0%	184	57.3%



Traffic Related Charges						
January						
Year	2024		2025		2026	
ChargeCategory2	Offence Count	% Change	Offence Count	% Change	Offence Count	% Change
Speeding	15	400.0%	53	253.3%	85	60.4%
Seatbelt	0	-100.0%	1	--	1	0.0%
Impaired	6	500.0%	4	-33.3%	8	100.0%
Distracted	0	--	1	--	0	-100.0%

YTD						
Year	2024		2025		2026	
ChargeCategory2	Offence Count	% Change	Offence Count	% Change	Offence Count	% Change
Speeding	15	400.0%	53	253.3%	85	60.4%
Seatbelt	0	-100.0%	1	--	1	0.0%
Impaired	6	500.0%	4	-33.3%	8	100.0%
Distracted	0	--	1	--	0	-100.0%



Detachment: 6E - ESSEX COUNTY

Location code(s): 6E60 - ESSEX

Area(s): ALL

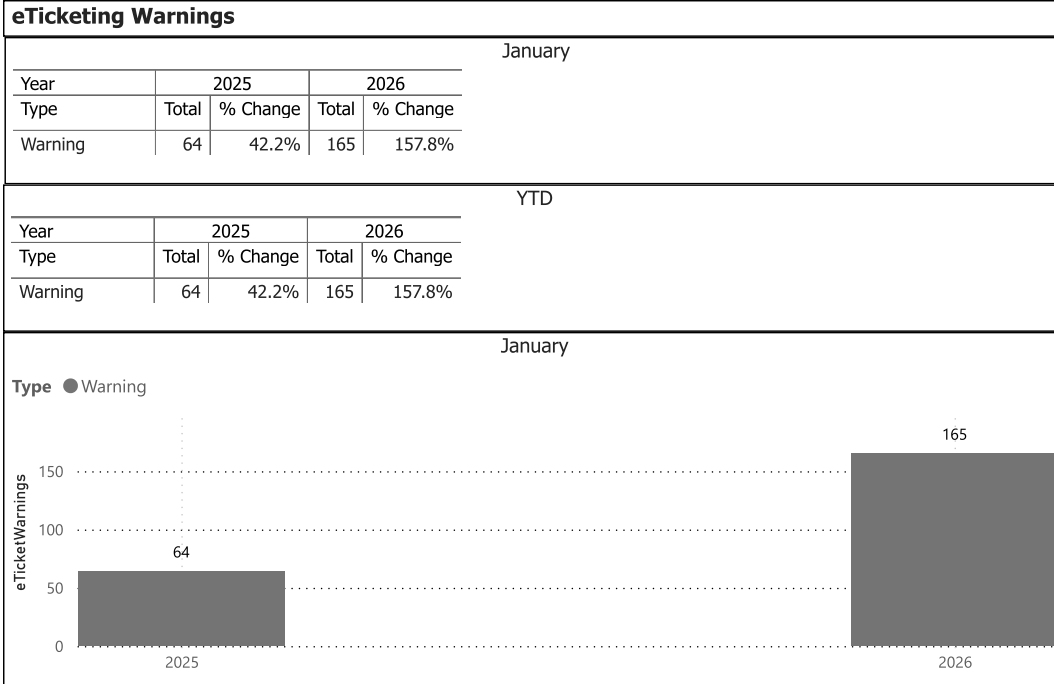
Data source date:

5-Feb-26

Report Generated on:

05-Feb-2026 10:23:17 AM

**OPP Detachment Board Report
Records Management System
January 2026**



Note: The eTicketing system was not fully implemented until the end of 2022, therefore data is only available beginning in 2023. % Change in 2023 may appear higher in this report due to the incomplete 2022 data.

Detachment: 6E - ESSEX COUNTY

Location code(s): 6E60 - ESSEX

Area(s): ALL

Data source date:

5-Feb-26

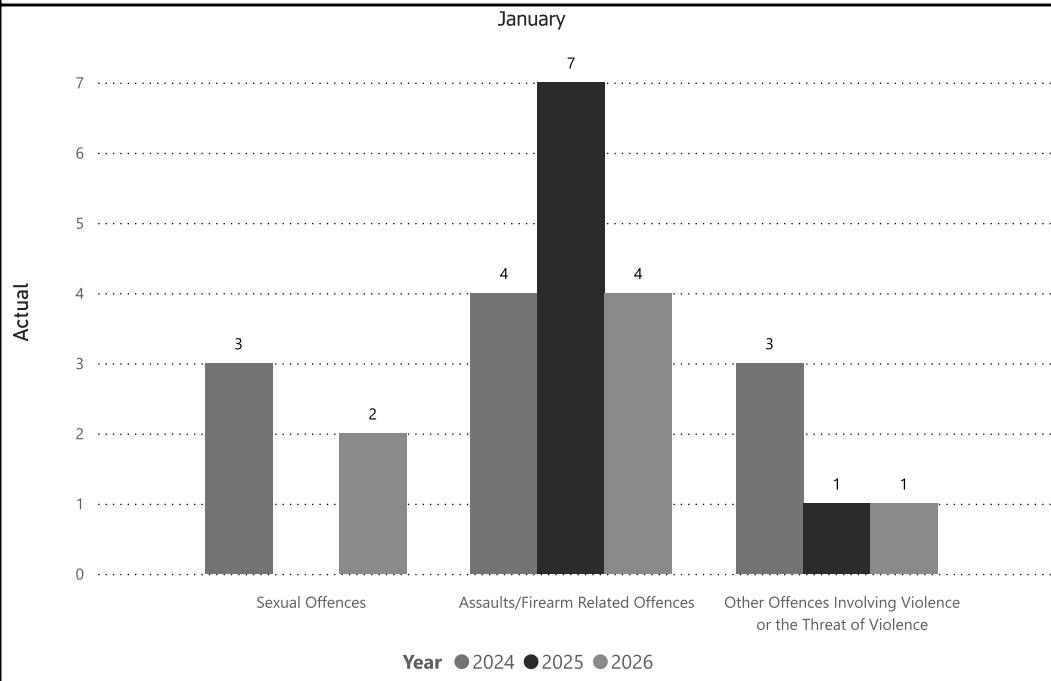
Report Generated on:

05-Feb-2026 10:25:48 AM

**OPP Detachment Board Report
Records Management System
January 2026**

Violent Crime						
January						
Year	2024		2025		2026	
ViolationGrp	Actual	% Change	Actual	% Change	Actual	% Change
Homicides	0	--	0	--	0	--
Other Offences Causing Death	0	--	0	--	0	--
Attempted Murder	0	--	0	--	0	--
Sexual Offences	3	200.0%	0	-100.0%	2	--
Assaults/Firearm Related Offences	4	100.0%	7	75.0%	4	-42.9%
Offences Resulting in the Deprivation of Freedom	0	--	0	--	0	--
Robbery	0	--	0	--	0	--
Other Offences Involving Violence or the Threat of Violence	3	-25.0%	1	-66.7%	1	0.0%
Offences in Relation to Sexual Services	0	--	0	--	0	--
Total	10	42.9%	8	-20.0%	7	-12.5%

YTD						
Year	2024		2025		2026	
ViolationGrp	Actual	% Change	Actual	% Change	Actual	% Change
Homicides	0	--	0	--	0	--
Other Offences Causing Death	0	--	0	--	0	--
Attempted Murder	0	--	0	--	0	--
Sexual Offences	3	200.0%	0	-100.0%	2	--
Assaults/Firearm Related Offences	4	100.0%	7	75.0%	4	-42.9%
Offences Resulting in the Deprivation of Freedom	0	--	0	--	0	--
Robbery	0	--	0	--	0	--
Other Offences Involving Violence or the Threat of Violence	3	-25.0%	1	-66.7%	1	0.0%
Offences in Relation to Sexual Services	0	--	0	--	0	--
Total	10	42.9%	8	-20.0%	7	-12.5%



Detachment: 6E - ESSEX COUNTY

Location code(s): 6E60 - ESSEX

Area(s): ALL

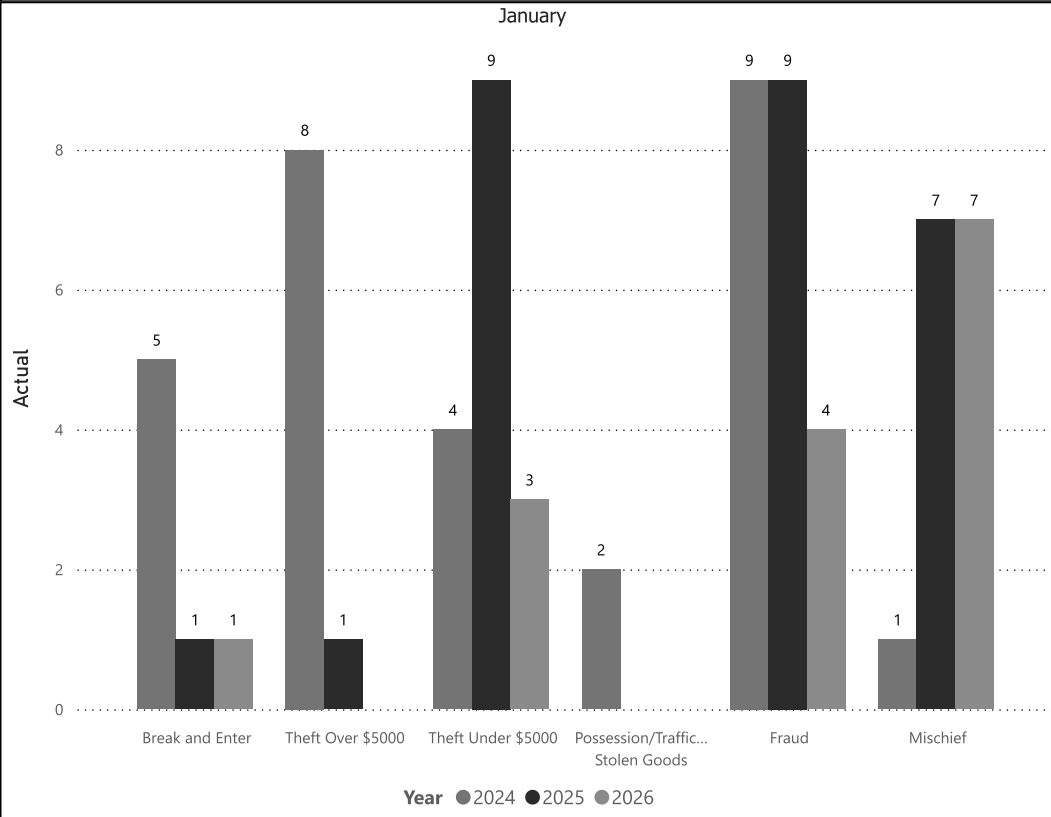
Data source date:
05-Feb-2026

Report Generated on:
05-Feb-2026 10:23:17 AM

**OPP Detachment Board Report
Records Management System
January 2026**

Property Crime						
January						
Year	2024		2025		2026	
ViolationGrp	Actual	% Change	Actual	% Change	Actual	% Change
Arson	0	--	0	--	0	--
Break and Enter	5	400.0%	1	-80.0%	1	0.0%
Theft Over \$5000	8	300.0%	1	-87.5%	0	-100.0%
Theft Under \$5000	4	-42.9%	9	125.0%	3	-66.7%
Possession/Trafficking Stolen Goods	2	--	0	-100.0%	0	--
Fraud	9	80.0%	9	0.0%	4	-55.6%
Mischief	1	-66.7%	7	600.0%	7	0.0%
Total	29	61.1%	27	-6.9%	15	-44.4%

YTD						
Year	2024		2025		2026	
ViolationGrp	Actual	% Change	Actual	% Change	Actual	% Change
Arson	0	--	0	--	0	--
Break and Enter	5	400.0%	1	-80.0%	1	0.0%
Theft Over \$5000	8	300.0%	1	-87.5%	0	-100.0%
Theft Under \$5000	4	-42.9%	9	125.0%	3	-66.7%
Possession/Trafficking Stolen Goods	2	--	0	-100.0%	0	--
Fraud	9	80.0%	9	0.0%	4	-55.6%
Mischief	1	-66.7%	7	600.0%	7	0.0%
Total	29	61.1%	27	-6.9%	15	-44.4%



Detachment: 6E - ESSEX COUNTY

Location code(s): 6E60 - ESSEX

Area(s): ALL

Data source date:
05-Feb-2026

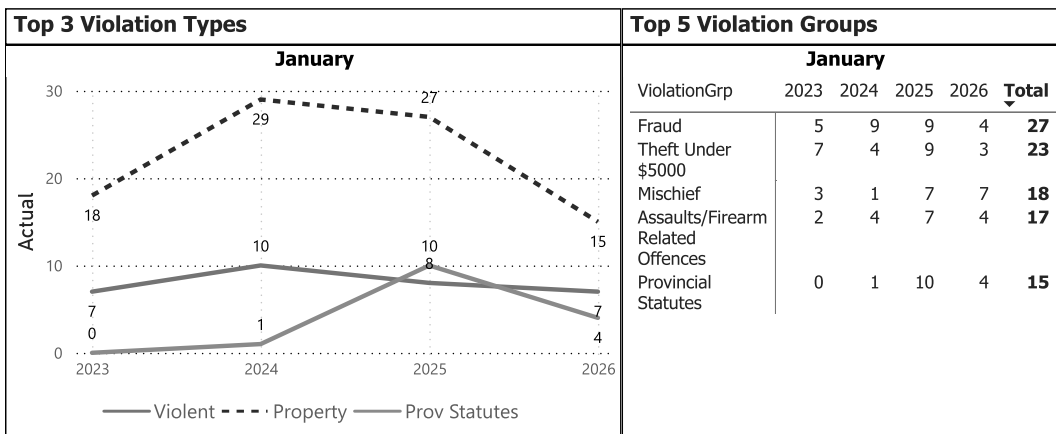
Report Generated on:
05-Feb-2026 10:23:17 AM

**OPP Detachment Board Report
Records Management System
January 2026**

Drug Crime							
January							
Year	2024		2025		2026		
ViolationGrp	Actual	% Change	Actual	% Change	Actual	% Change	
Possession	0	--	0	--	0	--	
Trafficking	0	--	0	--	0	--	
Importation & Production	0	--	0	--	0	--	
Cannabis Possession	0	--	0	--	0	--	
Cannabis Distribution	0	--	0	--	0	--	
Cannabis Sale	0	--	0	--	0	--	
Cannabis Importation & Exportation	0	--	0	--	0	--	
Cannabis Production	0	--	0	--	0	--	
Other Cannabis Violations	0	--	0	--	0	--	
Total	0	--	0	--	0	--	

YTD							
Year	2024		2025		2026		
ViolationGrp	Actual	% Change	Actual	% Change	Actual	% Change	
Possession	0	--	0	--	0	--	
Trafficking	0	--	0	--	0	--	
Importation & Production	0	--	0	--	0	--	
Cannabis Possession	0	--	0	--	0	--	
Cannabis Distribution	0	--	0	--	0	--	
Cannabis Sale	0	--	0	--	0	--	
Cannabis Importation & Exportation	0	--	0	--	0	--	
Cannabis Production	0	--	0	--	0	--	
Other Cannabis Violations	0	--	0	--	0	--	
Total	0	--	0	--	0	--	

No Data for selected filters



Detachment: 6E - ESSEX COUNTY

Location code(s): 6E60 - ESSEX

Area(s): ALL

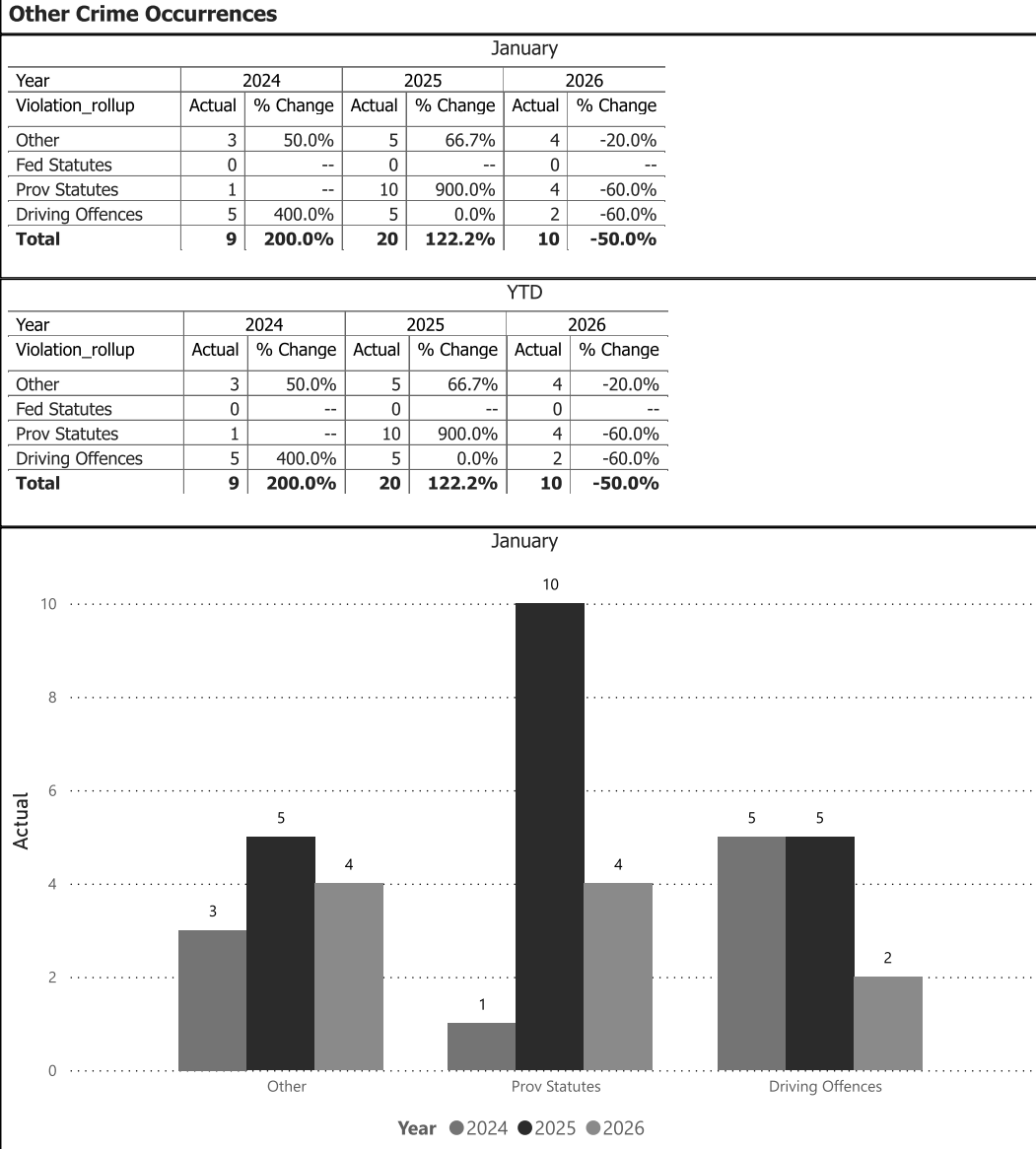
Data source date:

05-Feb-2026

Report Generated on:

05-Feb-2026 10:23:17 AM

**OPP Detachment Board Report
Records Management System
January 2026**



Detachment: 6E - ESSEX COUNTY

Location code(s): 6E60 - ESSEX

Area(s): ALL

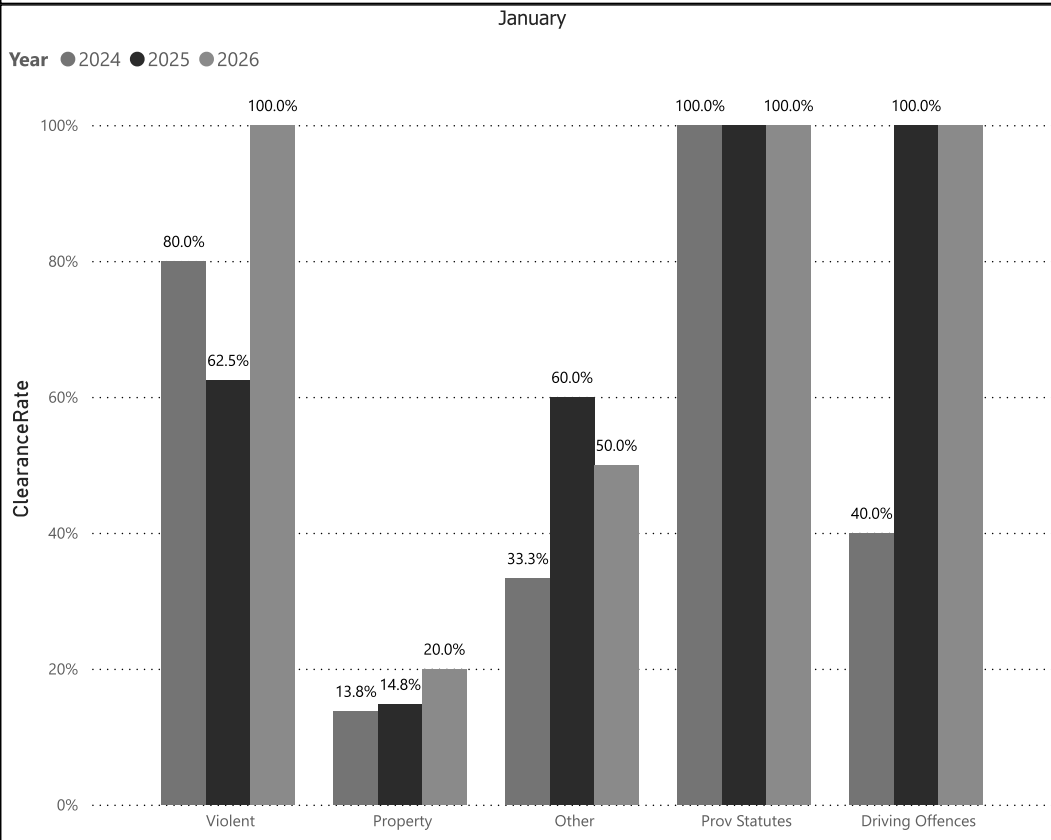
Data source date:
05-Feb-2026

Report Generated on:
05-Feb-2026 10:23:17 AM

**OPP Detachment Board Report
Records Management System
January 2026**

Clearance Rate						
January						
Year	2024		2025		2026	
	%	% Change	%	% Change	%	% Change
Violent	80.0%	-6.7%	62.5%	-21.9%	100.0%	60.0%
Property	13.8%	24.1%	14.8%	7.4%	20.0%	35.0%
Other	33.3%	-33.3%	60.0%	80.0%	50.0%	-16.7%
Drugs						
Fed Statutes						
Prov Statutes	100.0%	--	100.0%	0.0%	100.0%	0.0%
Driving Offences	40.0%	-60.0%	100.0%	150.0%	100.0%	0.0%

YTD						
Year	2024		2025		2026	
	%	% Change	%	% Change	%	% Change
Violation_rollup						
Violent	80.0%	-6.7%	62.5%	-21.9%	100.0%	60.0%
Property	13.8%	24.1%	14.8%	7.4%	20.0%	35.0%
Other	33.3%	-33.3%	60.0%	80.0%	50.0%	-16.7%
Drugs						
Fed Statutes						
Prov Statutes	100.0%	--	100.0%	0.0%	100.0%	0.0%
Driving Offences	40.0%	-60.0%	100.0%	150.0%	100.0%	0.0%



Detachment: 6E - ESSEX COUNTY

Location code(s): 6E60 - ESSEX

Area(s): ALL

Data source date:

05-Feb-2026

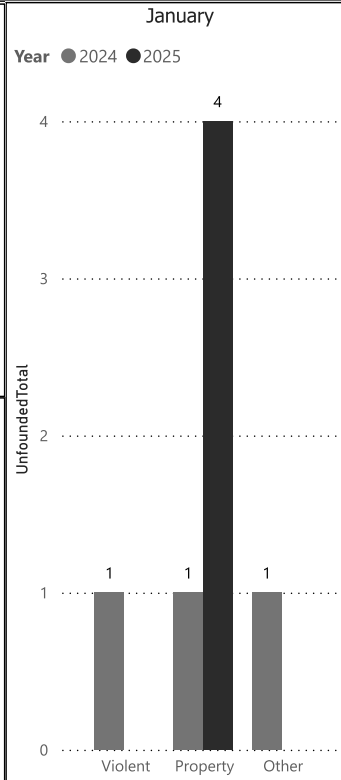
Report Generated on:

05-Feb-2026 10:23:17 AM

**OPP Detachment Board Report
Records Management System
January 2026**

Unfounded						
January						
Year	2024		2025		2026	
Violation_rollup	Count	% Change	Count	% Change	Count	% Change
Violent	1	0.0%	0	-100.0%	0	--
Property	1	-50.0%	4	300.0%	0	-100.0%
Other	1	-50.0%	0	-100.0%	0	--
Drugs	0	--	0	--	0	--
Fed Statutes	0	--	0	--	0	--
Prov Statutes	0	--	0	--	0	--
Driving Offences	0	--	0	--	0	--
Total	3	-40.0%	4	33.3%	0	-100.0%

YTD						
Year	2024		2025		2026	
Violation_rollup	Count	% Change	Count	% Change	Count	% Change
Violent	1	0.0%	0	-100.0%	0	--
Property	1	-50.0%	4	300.0%	0	-100.0%
Other	1	-50.0%	0	-100.0%	0	--
Drugs	0	--	0	--	0	--
Fed Statutes	0	--	0	--	0	--
Prov Statutes	0	--	0	--	0	--
Driving Offences	0	--	0	--	0	--
Total	3	-40.0%	4	33.3%	0	-100.0%



Detachment: 6E - ESSEX COUNTY

Location code(s): 6E60 - ESSEX

Area(s): ALL

Data source date:

05-Feb-2026

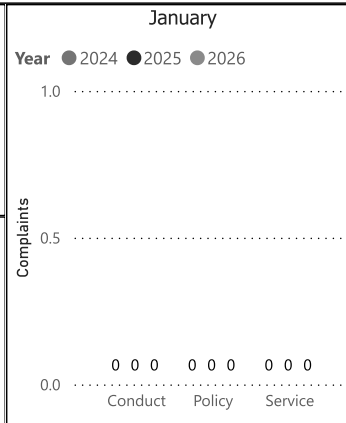
Report Generated on:

05-Feb-2026 10:23:17 AM

**OPP Detachment Board Report
Records Management System
January 2026**

Public Complaints (Detachment Level Only)						
January						
Year	2024		2025		2026	
INCIDENT_TYPE	Count	% Change	Count	% Change	Count	% Change
Conduct	0	--	0	--	0	--
Policy	0	--	0	--	0	--
Service	0	--	0	--	0	--
Total	0	--	0	--	0	--

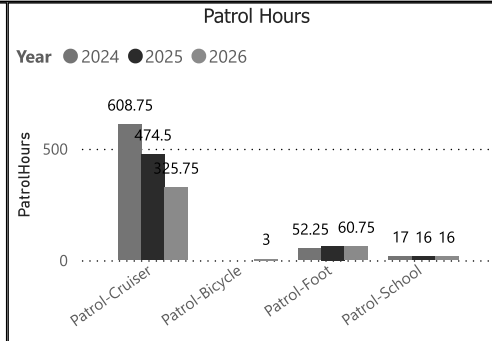
YTD						
Year	2024		2025		2026	
INCIDENT_TYPE	Count	% Change	Count	% Change	Count	% Change
Conduct	0	--	0	--	0	--
Policy	0	--	0	--	0	--
Service	0	--	0	--	0	--
Total	0	--	0	--	0	--



Data source: RMS Data Feed
 Ontario Provincial Police, Professional Standards Bureau Commander Reports - File Manager System
 Data source date:
 (Blank)

Daily Activity Reporting

Daily Activity Reporting Patrol Hours			
January			
ODCdescr	2024	2025	2026
Patrol-Cruiser	608.75	474.50	325.75
Patrol-Aircraft	0.00	0.00	0.00
Patrol-Motorcycle	0.00	0.00	0.00
Patrol-Marine	0.00	0.00	0.00
Patrol-ATV	0.00	0.00	0.00
Patrol-Snowmobile	0.00	0.00	0.00
Patrol-Bicycle	0.00	0.00	3.00
Patrol-Foot	52.25	64.00	60.75
Patrol-School	17.00	16.00	16.00
Total	678.00	554.50	405.50



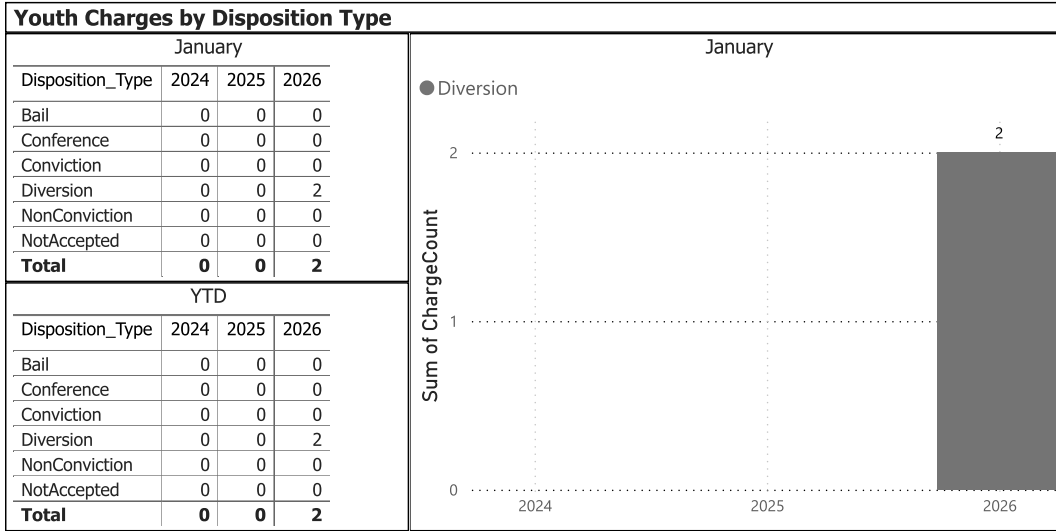
Data source (Daily Activity Reporting System) date:
 05-Feb-2026

Detachment: 6E - ESSEX COUNTY
 Location code(s): 6E60 - ESSEX

Data source date:
 (Blank)

Report Generated on:
 05-Feb-2026 10:23:17 AM

**OPP Detachment Board Report
Records Management System
January 2026**



Youth Charges by Disposition and Occurrence Type						
January						
Year	2026					Total
OccType	Bail	Conviction	Diversion	NonConviction	NotAccepted	
Assault	0	0	1	0	0	1
Sexual assault		0	1	0	0	1
Total	0	0	2	0	0	2

YTD						
Year	2026					Total
OccType	Bail	Conviction	Diversion	NonConviction	NotAccepted	
Assault	0	0	1	0	0	1
Sexual assault		0	1	0	0	1
Total	0	0	2	0	0	2

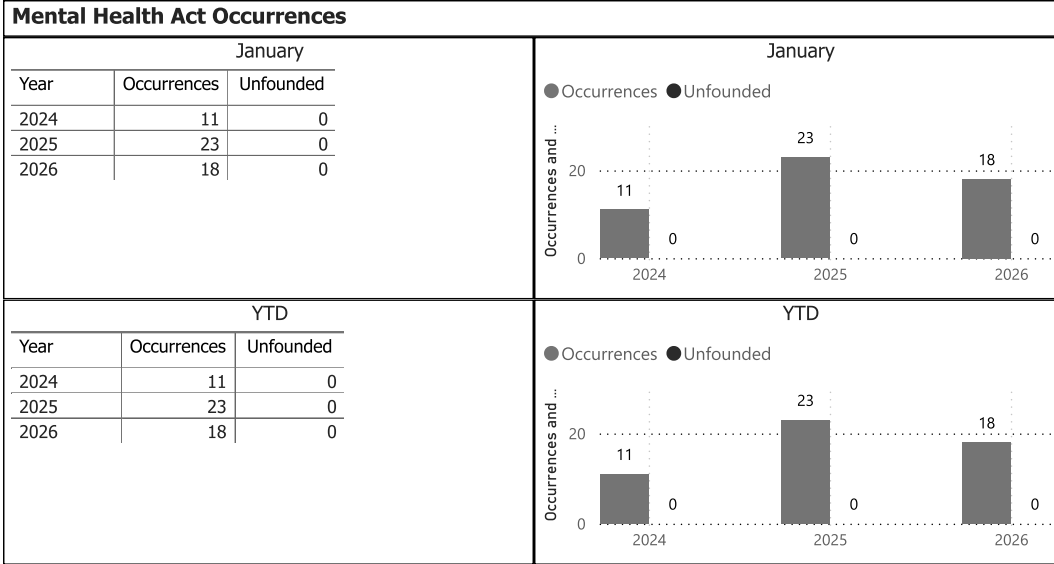
The tables and chart on this page present summarized youth charges by disposition and occurrence type that have been recorded in the OPP Niche RMS application. Of note... the Niche data sourced for this report page only lists youth charges that have had a disposition type entered against them. Therefore, please be aware that the counts of youth charges entries on this report page are under stating the potential sum of youth charges that are in OPP Niche RMS.

Detachment: 6E - ESSEX COUNTY
Location code(s): 6E60 - ESSEX

Area(s): ALL
Data source date:
05-Feb-2026

Report Generated on:
05-Feb-2026 10:30:08 AM

**OPP Detachment Board Report
Records Management System
January 2026**



January		
Year	2026	
OccurrenceType	Occurrences	Unfounded
Attempt or threat of suicide	6	0
Mental health act	12	0
Total	18	0

Detachment: 6E - ESSEX COUNTY

Location code(s): 6E60 - ESSEX

Area(s): ALL

Data source date:
05-Feb-2026

Report Generated on:
05-Feb-2026 10:23:17 AM

**OPP Detachment Board Report
Records Management System
January 2026**

Overdose Occurrences							
January				YTD			
Fatal	2024	2025	2026	Fatal	2024	2025	2026
<input type="checkbox"/> Fatal	0	0	0	<input type="checkbox"/> Fatal	0	0	0
non-opioid overdose	0	0	0	non-opioid overdose	0	0	0
opioid overdose	0	0	0	opioid overdose	0	0	0
<input type="checkbox"/> non-Fatal	1	0	0	<input type="checkbox"/> non-Fatal	1	0	0
non-opioid overdose	0	0	0	non-opioid overdose	0	0	0
opioid overdose	1	0	0	opioid overdose	1	0	0
Total	1	0	0	Total	1	0	0

Fatal Overdose Occurrences		Non-Fatal Overdose Occurrences	
January		January	
<p>● non-opioid overdose ● opioid overdose</p>		<p>● non-opioid overdose ● opioid overdose</p>	

Detachment: 6E - ESSEX COUNTY

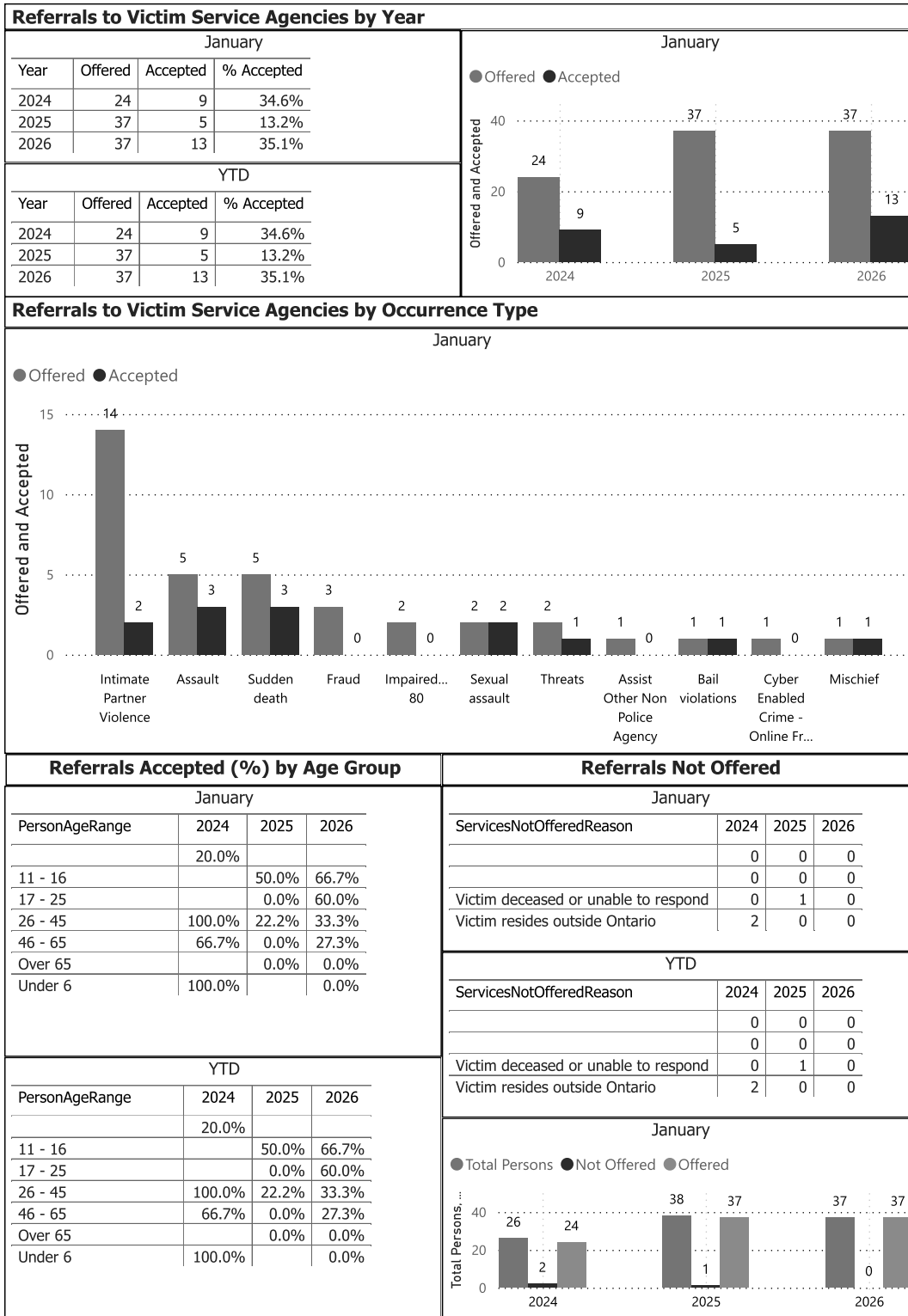
Location code(s): 6E60 - ESSEX

Area(s): ALL

Data source date:
05-Feb-2026

Report Generated on:
05-Feb-2026 10:23:17 AM

**OPP Detachment Board Report
Records Management System
January 2026**



Detachment: 6E - ESSEX COUNTY

Location code(s): 6E60 - ESSEX

Area(s): ALL

Data source date:
05-Feb-2026

Report Generated on:
05-Feb-2026 10:23:17 AM



Windsor & Essex County Crime Stoppers
Police Coordinator Report
January 1st – January 31st, 2026

Overview

Crime Stoppers exists to provide a means for the public to pass along anonymous information that assists in solving crimes, recovering stolen property, seizing illegal drugs, and locating those for whom there is an outstanding warrant of arrest. Locally, the program is operated jointly as Windsor-Essex County Crime Stoppers and has the responsibility to receive and disseminate information to all law enforcement agencies within Essex County.

AM800

“Crime of the Week” report with AM800 radio which airs every Tuesday morning and afternoon and the feature is also incorporated into to our Catchcrooks website.

January 6 - Lebanese Club Break and Enter (OPP).

January 13 - Wild Game Dinner Fundraiser Event.

January 20 - Fitness Center Locker Room Thefts (LPS).

January 27 - Erie Street Leamington Business Theft (OPP).

CTV Windsor

Monthly Segment with CTV News Windsor which aired on January 30th featuring an overview of auto theft statistics, trends and preventative measures.

Social Media

Sustained daily maintenance and management of Windsor & Essex County Crime Stoppers social media platforms such as Facebook and Instagram posts and Crime Stoppers Catchcrooks Website.

This statistical report is reflective of January 1st to January 31st, 2026.

Crime Stoppers tip information was distributed to the following agencies during this period:

- Windsor Police Service.
- Windsor Police Service Amherstburg Detachment.
- Ontario Provincial Police.
- LaSalle Police Service.
- Ministry of Revenue and Finance.
- Windsor & Essex County Health Unit- Tobacco Enforcement.
- Canada Border Services Agency.
- Repeat Offender Parole Enforcement.
- Windsor Police Criminal Intelligence Unit – Cannabis Enforcement.

Attached documents include:

Police Coordinators Report.
Monthly Statistical Report.
Tip Summary Report.

This Report was Prepared By:

Constable Rick Surette – Ontario Provincial Police.
Constable Jamie Fummerton – Windsor Police Service.

TOTAL POPULATION REPRESENTED – 422,630 (2021 CENSUS).

POPULATION (CITY) – 229,660.

POPULATION (COUNTY) – 136,725.

POPULATION (LASALLE) – 32,721.

POPULATION (AMHERSTBURG) – 23,524.

Statistic	Q1	Q2	Q3	Q4	YTD	SI
Tips Received	137	0	0	0	137	65,187
Tip Follow-ups	77	0	0	0	77	24,238
Calls Received	0	0	0	0	0	3,138
Arrests	15	0	0	0	15	7,270
Cases Cleared	12	0	0	0	12	10,648
Charges Laid	28	0	0	0	28	10,805
Fugitives	0	0	0	0	0	625
Administrative Discipline	0	0	0	0	0	3
# of Rewards Approved	3	0	0	0	3	2,012
Rewards Approved	\$900	\$0	\$0	\$0	\$900	\$1,297,035
# of Rewards Paid	0	0	0	0	0	993
Rewards Paid	\$0	\$0	\$0	\$0	\$0	\$840,652
# of Weapons Recovered	0	0	0	0	0	567
# of Vehicles Recovered	0	0	0	0	0	38
Property Recovered	\$0	\$0	\$0	\$0	\$0	\$13,812,553
Cash Recovered	\$7,000	\$0	\$0	\$0	\$7,000	\$670,633
Drugs Seized	\$3,800	\$0	\$0	\$0	\$3,800	\$121,216,285
Total Recovered	\$10,800	\$0	\$0	\$0	\$10,800	\$135,699,471

Windsor - Essex County Crime Stoppers Tip Summary Report

Created Date: 2026/01/01 to 2026/01/31

Offense Type	Count
Animal Cruelty	1
Arson	3
Assault	8
Attempt Murder	1
Breach of Condition	6
Break and Enter	0
By Law	0
Child Abuse	5
COVID-19	0
Cybercrime	1
Disqualified Driving	0
Drugs	34
Elder Abuse	1
Fraud	11
Highway Traffic Act	2
Hit and Run / Fail to Remain	0
Homicide	0
Human Smuggling	0
Human Trafficking	1
Illegal Cigarettes	1

Immigration	0
Impaired Driver	4
Indecent Act	0
Liquor (sales to minors, sales without licence)	1
Mischief	1
Missing Person	1
Motor Vehicle Collision	0
Possession of Stolen Property	1
Prostitution/Morality	0
Repeat Impaired Driver	1
Robbery	4
Sexual Assault	5
Stolen Vehicle	1
Suspended Driver	0
Suspicious Activity	7
Terrorism	0
Test Tip	1
Theft	11
Threats	0
Warrant	4
Weapons	3
<i>Other</i>	15
<i>Unknown</i>	4
Total	139

