

Ontario Provincial Police Detachment Board Report



Town of Essex

October 2025

1 - Collisions

2 - Fatalities

3 - Charges

4 - Warnings

5 - Violent Crime

6 - Property Crime

7 - Drug Crime

8 - Other Crime

9 - Clearance Rate

10 - Unfounded

11 - Complaints

12 - Youth Charges

13 - MHA

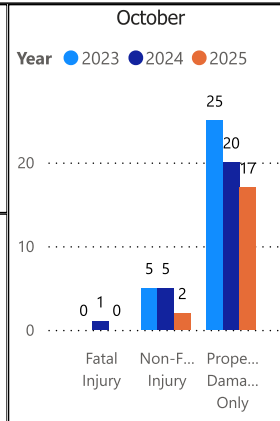
14 - Overdose

15 - Victim Service

**OPP Detachment Board Report
Collision Reporting System
October 2025**

Motor Vehicle Collisions by Type						
October						
Year	2023		2024		2025	
CollisionType	Incidents	% Change	Incidents	% Change	Incidents	% Change
Fatal Injury	0	--	1	--	0	-100.0%
Non-Fatal Injury	5	66.7%	5	0.0%	2	-60.0%
Property Damage Only	25	8.7%	20	-20.0%	17	-15.0%
Total	30	15.4%	26	-13.3%	19	-26.9%

YTD						
Year	2023		2024		2025	
CollisionType	Incidents	% Change	Incidents	% Change	Incidents	% Change
Fatal Injury	0	--	1	--	1	0.0%
Non-Fatal Injury	22	10.0%	22	0.0%	20	-9.1%
Property Damage Only	158	22.5%	173	9.5%	160	-7.5%
Total	180	20.8%	196	8.9%	181	-7.7%



Data source (Collision Reporting System) date:
03-Nov-2025

Detachment: 6E - ESSEX COUNTY
Location code(s): 6E60 - ESSEX

Area(s): ALL
Data source date:
03-Nov-2025

Report Generated on:
03-Nov-2025 11:55:13 AM

**OPP Detachment Board Report
Collision Reporting System
October 2025**

Fatalities in Detachment Area - Incidents

October									
Type	Motor Vehicle			Motorized Snow Vehicle			Off-Road Vehicle		
Year	Alcohol/Drugs	Incidents	% Change	Alcohol/Drugs	Incidents	% Change	Alcohol/Drugs	Incidents	% Change
2023	0	0	--	0	0	--	0	0	--
2024	0	1	--	0	0	--	0	0	--
2025	0	0	-100.0%	0	0	--	0	0	--

YTD									
Type	Motor Vehicle			Motorized Snow Vehicle			Off-Road Vehicle		
Year	Alcohol/Drugs	Incidents	% Change	Alcohol/Drugs	Incidents	% Change	Alcohol/Drugs	Incidents	% Change
2023	0	0	--	0	0	--	0	0	--
2024	0	1	--	0	0	--	0	0	--
2025	0	1	0.0%	0	0	--	0	0	--

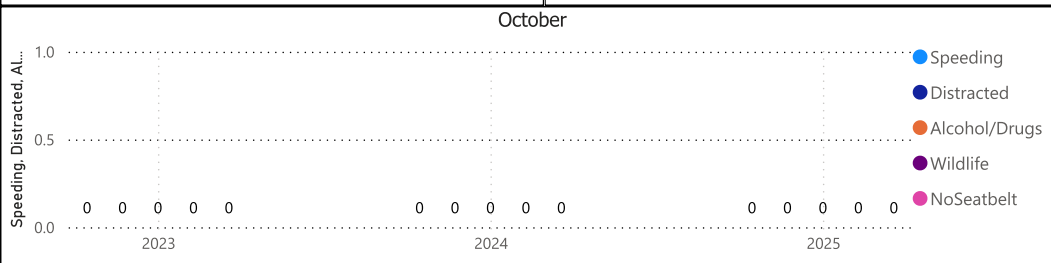
Fatalities in Detachment Area - Persons Killed

October						
Type	Motor Vehicle		Motorized Snow Vehicle		Off-Road Vehicle	
Year	Persons Killed	% Change	Persons Killed	% Change	Persons Killed	% Change
2023	0	--	0	--	0	--
2024	1	--	0	--	0	--
2025	0	-100.0%	0	--	0	--

YTD						
Type	Motor Vehicle		Motorized Snow Vehicle		Off-Road Vehicle	
Year	Persons Killed	% Change	Persons Killed	% Change	Persons Killed	% Change
2023	0	--	0	--	0	--
2024	1	--	0	--	0	--
2025	1	0.0%	0	--	0	--

Primary Causal Factors in Fatal Motor Vehicle Collisions

	October			YTD		
	2023	2024	2025	2023	2024	2025
Speeding	0	0	0	0	0	0
Speeding % Change	--	--	--	--	--	--
Distracted	0	0	0	0	0	0
Distracted % Change	--	--	--	--	--	--
Alcohol/Drugs	0	0	0	0	0	0
Alcohol/Drugs % Change	--	--	--	--	--	--
Wildlife	0	0	0	0	0	0
Wildlife % Change	--	--	--	--	--	--
NoSeatbelt	0	0	0	0	0	0
NoSeatbelt YoY%	--	--	--	--	--	--



Data source (Collision Reporting System) date:
03-Nov-2025

Detachment: 6E - ESSEX COUNTY
Location code(s): 6E60 - ESSEX

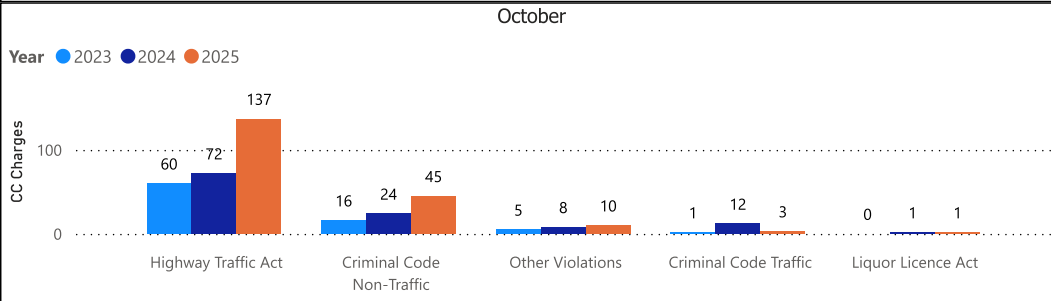
Area(s): ALL
Data source date:
03-Nov-2025

Report Generated on:
03-Nov-2025 11:55:13 AM

**OPP Detachment Board Report
Records Management System
October 2025**

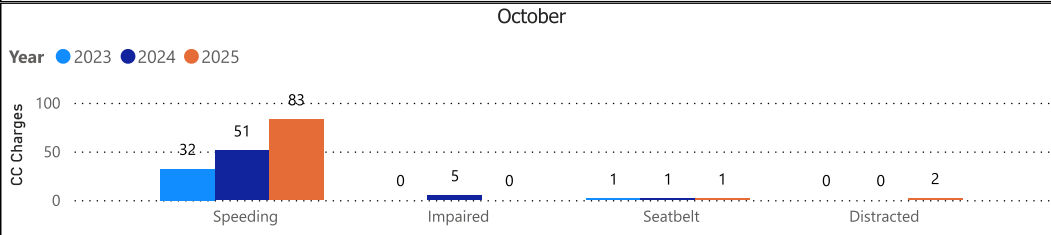
Criminal Code and Provincial Statute Charges Laid						
October						
Year	2023		2024		2025	
ChargeCategory1	Offence Count	% Change	Offence Count	% Change	Offence Count	% Change
Criminal Code Non-Traffic	16	-48.4%	24	50.0%	45	87.5%
Criminal Code Traffic	1	-50.0%	12	1100.0%	3	-75.0%
Highway Traffic Act	60	566.7%	72	20.0%	137	90.3%
Liquor Licence Act	0	-100.0%	1	--	1	0.0%
Other Violations	5	400.0%	8	60.0%	10	25.0%
Total	82	78.3%	117	42.7%	196	67.5%

YTD						
Year	2023		2024		2025	
ChargeCategory1	Offence Count	% Change	Offence Count	% Change	Offence Count	% Change
Criminal Code Non-Traffic	177	-39.6%	218	23.2%	273	25.2%
Criminal Code Traffic	38	137.5%	62	63.2%	51	-17.7%
Highway Traffic Act	320	171.2%	482	50.6%	968	100.8%
Liquor Licence Act	8	14.3%	13	62.5%	21	61.5%
Other Violations	60	233.3%	65	8.3%	101	55.4%
Total	603	33.4%	840	39.3%	1,414	68.3%



Traffic Related Charges						
October						
Year	2023		2024		2025	
ChargeCategory2	Offence Count	% Change	Offence Count	% Change	Offence Count	% Change
Speeding	32	966.7%	51	59.4%	83	62.7%
Seatbelt	1	--	1	0.0%	1	0.0%
Impaired	0	-100.0%	5	--	0	-100.0%
Distracted	0	--	0	--	2	--

YTD						
Year	2023		2024		2025	
ChargeCategory2	Offence Count	% Change	Offence Count	% Change	Offence Count	% Change
Speeding	188	422.2%	281	49.5%	615	118.9%
Seatbelt	3	--	7	133.3%	17	142.9%
Impaired	23	64.3%	48	108.7%	39	-18.8%
Distracted	0	--	0	--	8	--



Detachment: 6E - ESSEX COUNTY

Location code(s): 6E60 - ESSEX

Area(s): ALL

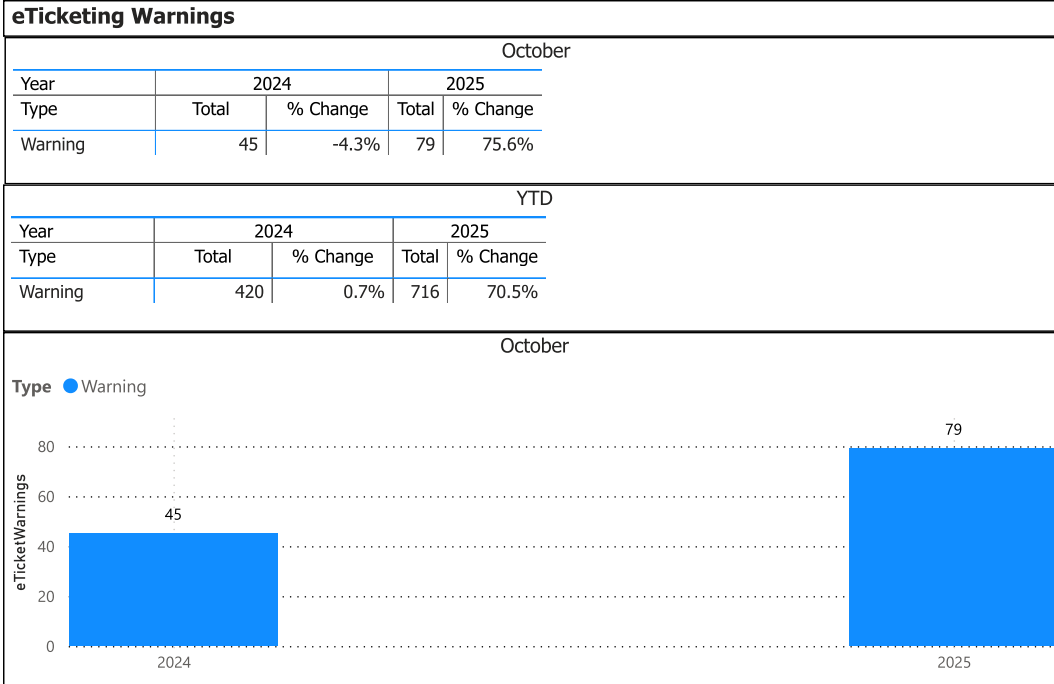
Data source date:

3-Nov-25

Report Generated on:

03-Nov-2025 11:55:13 AM

**OPP Detachment Board Report
Records Management System
October 2025**



Note: The eTicketing system was not fully implemented until the end of 2022, therefore data is only available beginning in 2023. % Change in 2023 may appear higher in this report due to the incomplete 2022 data.

Detachment: 6E - ESSEX COUNTY

Location code(s): 6E60 - ESSEX

Area(s): ALL

Data source date:

3-Nov-25

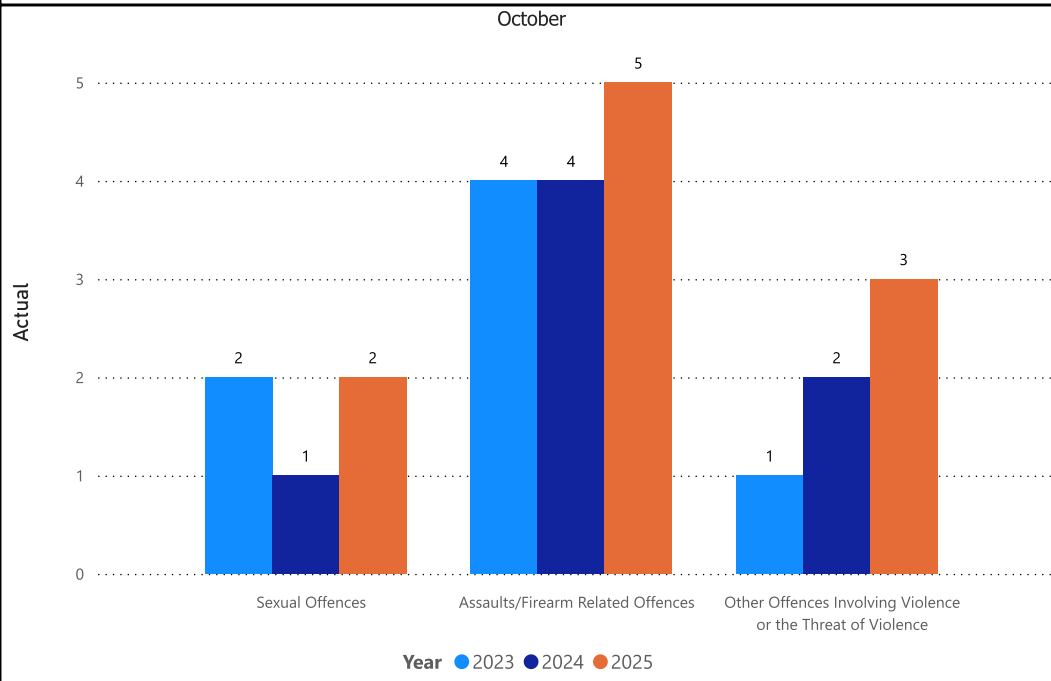
Report Generated on:

03-Nov-2025 11:57:17 AM

**OPP Detachment Board Report
Records Management System
October 2025**

Violent Crime						
October						
Year	2023		2024		2025	
ViolationGrp	Actual	% Change	Actual	% Change	Actual	% Change
Homicides	0	--	0	--	0	--
Other Offences Causing Death	0	--	0	--	0	--
Attempted Murder	0	--	0	--	0	--
Sexual Offences	2	0.0%	1	-50.0%	2	100.0%
Assaults/Firearm Related Offences	4	-60.0%	4	0.0%	5	25.0%
Offences Resulting in the Deprivation of Freedom	0	--	0	--	0	--
Robbery	0	--	0	--	0	--
Other Offences Involving Violence or the Threat of Violence	1	-75.0%	2	100.0%	3	50.0%
Offences in Relation to Sexual Services	0	--	0	--	0	--
Total	7	-56.3%	7	0.0%	10	42.9%

YTD						
Year	2023		2024		2025	
ViolationGrp	Actual	% Change	Actual	% Change	Actual	% Change
Homicides	1	--	1	0.0%	0	-100.0%
Other Offences Causing Death	0	--	0	--	0	--
Attempted Murder	0	--	0	--	0	--
Sexual Offences	15	-11.8%	9	-40.0%	11	22.2%
Assaults/Firearm Related Offences	39	-29.1%	42	7.7%	52	23.8%
Offences Resulting in the Deprivation of Freedom	0	--	1	--	1	0.0%
Robbery	2	--	0	-100.0%	0	--
Other Offences Involving Violence or the Threat of Violence	17	-5.6%	36	111.8%	23	-36.1%
Offences in Relation to Sexual Services	0	--	0	--	0	--
Total	74	-17.8%	89	20.3%	87	-2.2%



Detachment: 6E - ESSEX COUNTY

Location code(s): 6E60 - ESSEX

Area(s): ALL

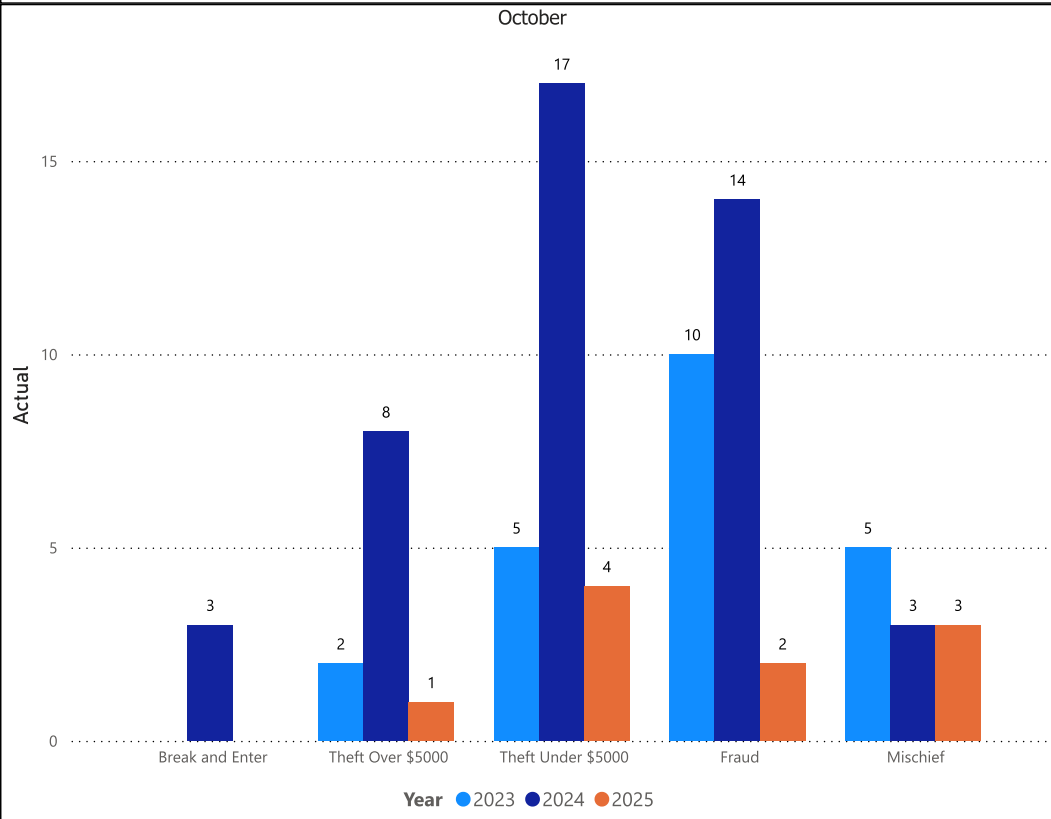
Data source date:
03-Nov-2025

Report Generated on:
03-Nov-2025 11:55:13 AM

**OPP Detachment Board Report
Records Management System
October 2025**

Property Crime						
October						
Year	2023		2024		2025	
ViolationGrp	Actual	% Change	Actual	% Change	Actual	% Change
Arson	0	--	0	--	0	--
Break and Enter	0	-100.0%	3	--	0	-100.0%
Theft Over \$5000	2	-33.3%	8	300.0%	1	-87.5%
Theft Under \$5000	5	-64.3%	17	240.0%	4	-76.5%
Possession/Trafficking Stolen Goods	0	--	0	--	0	--
Fraud	10	11.1%	14	40.0%	2	-85.7%
Mischief	5	150.0%	3	-40.0%	3	0.0%
Total	22	-37.1%	45	104.5%	10	-77.8%

YTD						
Year	2023		2024		2025	
ViolationGrp	Actual	% Change	Actual	% Change	Actual	% Change
Arson	0	--	1	--	1	0.0%
Break and Enter	15	-34.8%	41	173.3%	12	-70.7%
Theft Over \$5000	25	47.1%	30	20.0%	14	-53.3%
Theft Under \$5000	79	-12.2%	83	5.1%	77	-7.2%
Possession/Trafficking Stolen Goods	3	-40.0%	10	233.3%	1	-90.0%
Fraud	84	25.4%	91	8.3%	73	-19.8%
Mischief	42	-6.7%	52	23.8%	39	-25.0%
Total	248	0.4%	308	24.2%	217	-29.5%



Detachment: 6E - ESSEX COUNTY

Location code(s): 6E60 - ESSEX

Area(s): ALL

Data source date:

03-Nov-2025

Report Generated on:

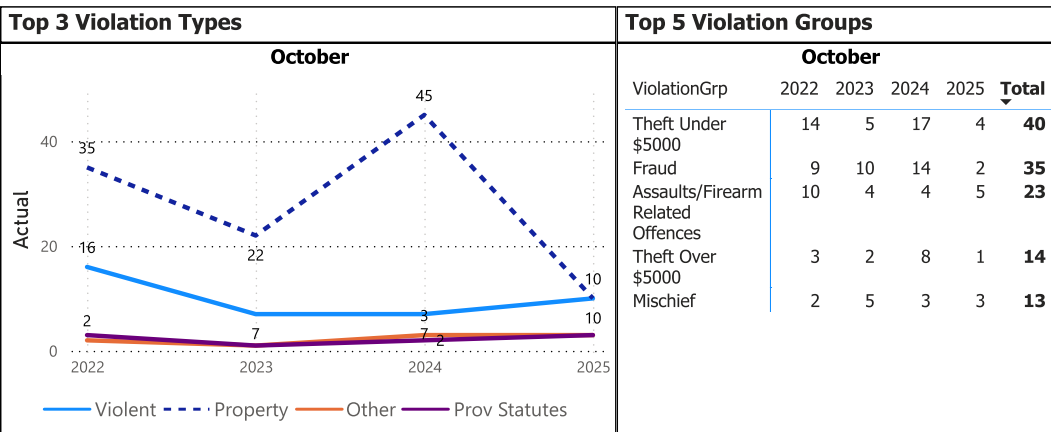
03-Nov-2025 11:55:13 AM

**OPP Detachment Board Report
Records Management System
October 2025**

Drug Crime						
October						
Year	2023		2024		2025	
ViolationGrp	Actual	% Change	Actual	% Change	Actual	% Change
Possession	0	--	0	--	0	--
Trafficking	0	--	0	--	0	--
Importation & Production	0	--	0	--	0	--
Cannabis Possession	0	--	0	--	0	--
Cannabis Distribution	0	--	0	--	0	--
Cannabis Sale	0	--	0	--	0	--
Cannabis Importation & Exportation	0	--	0	--	0	--
Cannabis Production	0	--	0	--	0	--
Other Cannabis Violations	0	--	0	--	0	--
Total	0	--	0	--	0	--

YTD						
Year	2023		2024		2025	
ViolationGrp	Actual	% Change	Actual	% Change	Actual	% Change
Possession	3	50.0%	1	-66.7%	0	-100.0%
Trafficking	0	-100.0%	1	--	1	0.0%
Importation & Production	0	--	0	--	0	--
Cannabis Possession	0	--	0	--	0	--
Cannabis Distribution	1	--	0	-100.0%	0	--
Cannabis Sale	0	--	0	--	0	--
Cannabis Importation & Exportation	0	--	0	--	0	--
Cannabis Production	0	--	0	--	0	--
Other Cannabis Violations	0	--	0	--	0	--
Total	4	33.3%	2	-50.0%	1	-50.0%

No Data for selected filters



Detachment: 6E - ESSEX COUNTY

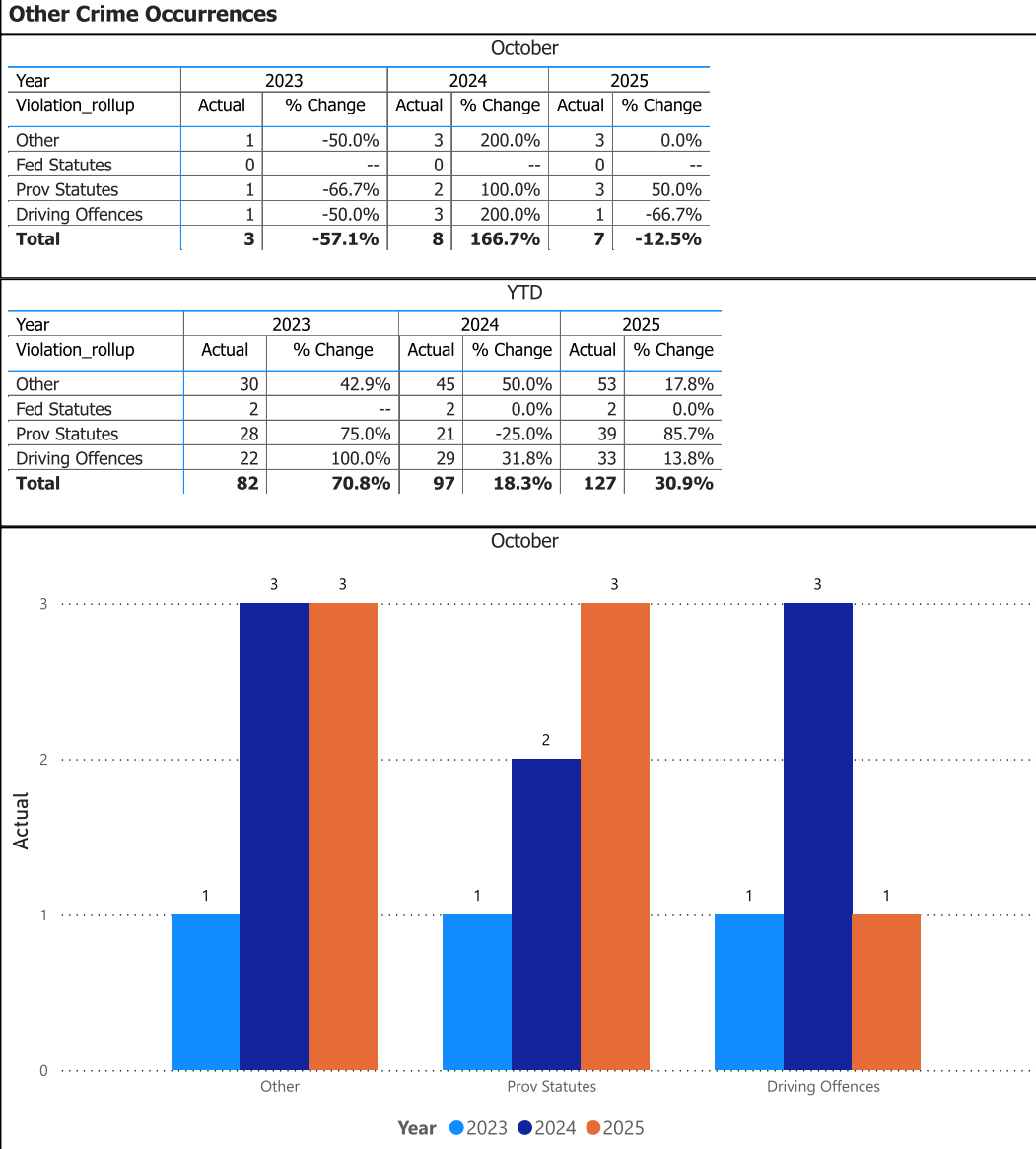
Location code(s): 6E60 - ESSEX

Area(s): ALL

Data source date:
03-Nov-2025

Report Generated on:
03-Nov-2025 11:59:32 AM

**OPP Detachment Board Report
Records Management System
October 2025**



Detachment: 6E - ESSEX COUNTY

Location code(s): 6E60 - ESSEX

Area(s): ALL

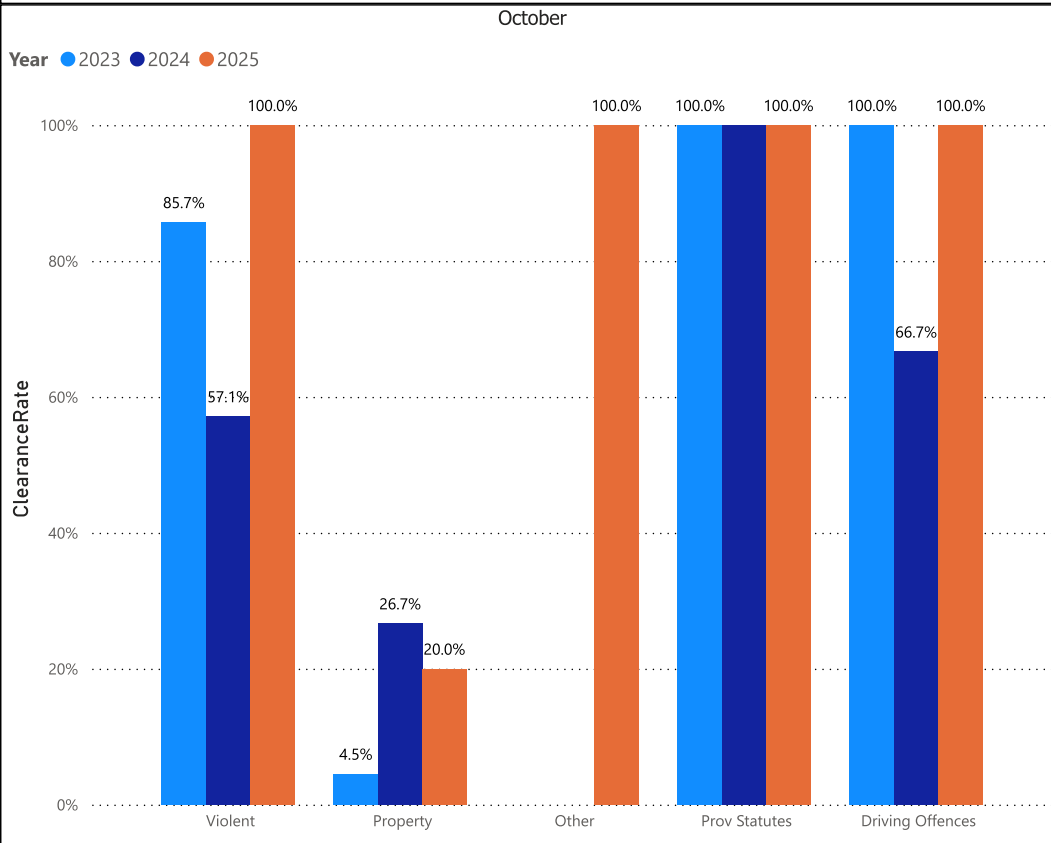
Data source date:
03-Nov-2025

Report Generated on:
03-Nov-2025 11:59:32 AM

**OPP Detachment Board Report
Records Management System
October 2025**

Clearance Rate						
October						
Year	2023		2024		2025	
	%	% Change	%	% Change	%	% Change
Violent	85.7%	95.9%	57.1%	-33.3%	100.0%	75.0%
Property	4.5%	-68.2%	26.7%	486.7%	20.0%	-25.0%
Other	0.0%	-100.0%	0.0%	--	100.0%	--
Drugs						
Fed Statutes						
Prov Statutes	100.0%	0.0%	100.0%	0.0%	100.0%	0.0%
Driving Offences	100.0%	100.0%	66.7%	-33.3%	100.0%	50.0%

YTD						
Year	2023		2024		2025	
	%	% Change	%	% Change	%	% Change
Violation_rollup						
Violent	79.7%	17.6%	68.5%	-14.0%	75.9%	10.7%
Property	10.1%	-26.8%	14.6%	44.9%	13.4%	-8.5%
Other	60.0%	-21.3%	37.8%	-37.0%	52.8%	39.8%
Drugs	100.0%	200.0%	50.0%	-50.0%	100.0%	100.0%
Fed Statutes	50.0%	--	50.0%	0.0%	100.0%	100.0%
Prov Statutes	96.4%	2.9%	81.0%	-16.0%	84.6%	4.5%
Driving Offences	86.4%	5.6%	72.4%	-16.2%	93.9%	29.7%



Detachment: 6E - ESSEX COUNTY

Location code(s): 6E60 - ESSEX

Area(s): ALL

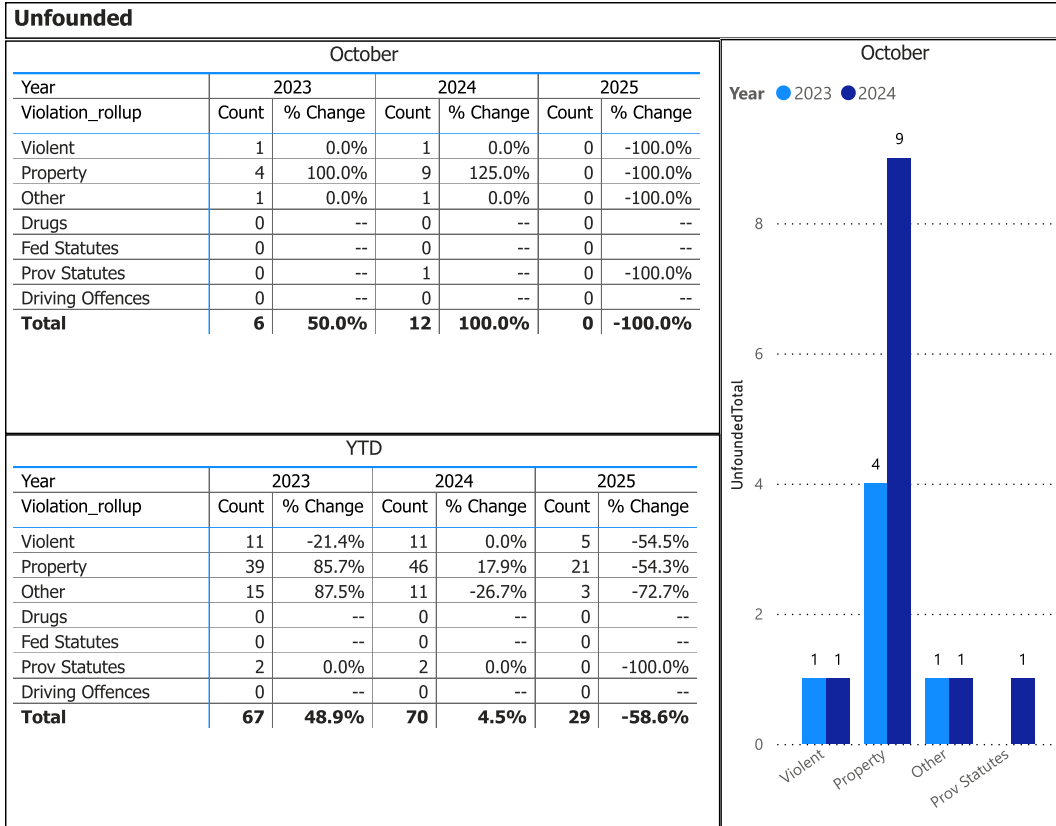
Data source date:

03-Nov-2025

Report Generated on:

03-Nov-2025 11:59:32 AM

**OPP Detachment Board Report
Records Management System
October 2025**



Detachment: 6E - ESSEX COUNTY

Location code(s): 6E60 - ESSEX

Area(s): ALL

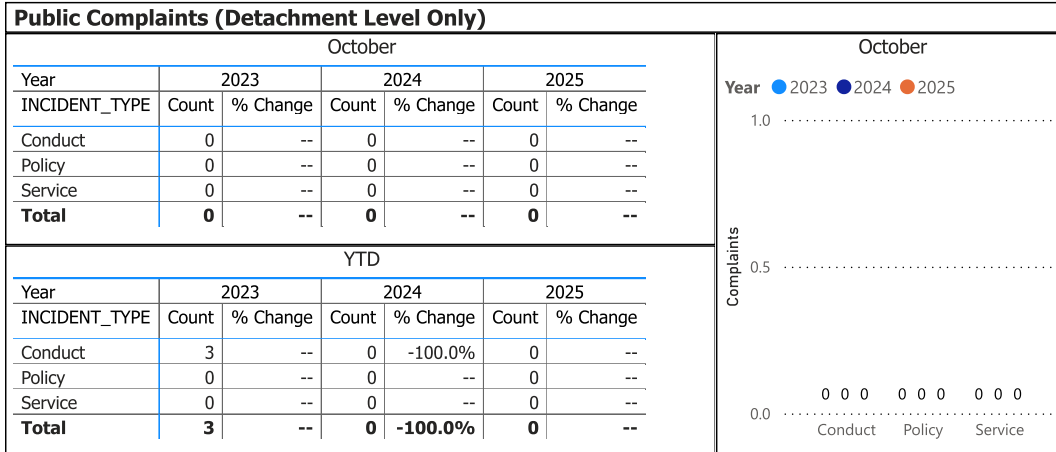
Data source date:

03-Nov-2025

Report Generated on:

03-Nov-2025 11:59:32 AM

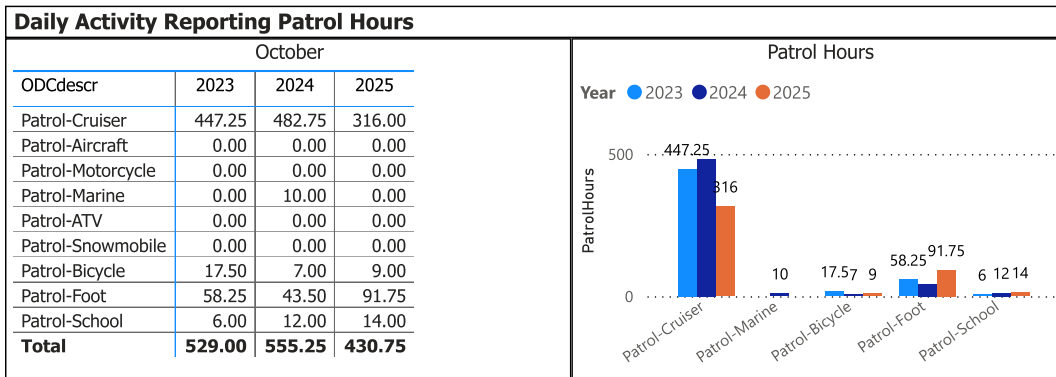
**OPP Detachment Board Report
Records Management System
October 2025**



Data source: RMS Data Feed
Ontario Provincial Police, Professional Standards Bureau Commander Reports - File Manager System

Data source date:
(Blank)

Daily Activity Reporting



Data source (Daily Activity Reporting System) date:
03-Nov-2025

Detachment: 6E - ESSEX COUNTY
Location code(s): 6E60 - ESSEX

Data source date:
(Blank)

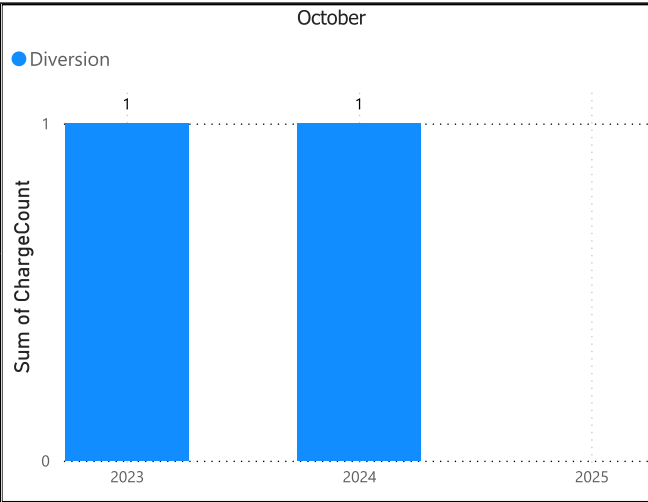
Report Generated on:
03-Nov-2025 11:59:32 AM

**OPP Detachment Board Report
Records Management System
October 2025**

Youth Charges by Disposition Type			
October			
Disposition_Type	2023	2024	2025
Bail	0	0	0
Conference	0	0	0
Conviction	0	0	0
Diversion	1	1	0
NonConviction	0	0	0
NotAccepted	0	0	0
Total	1	1	0
YTD			
Disposition_Type	2023	2024	2025
Bail	0	0	0
Conference	0	0	0
Conviction	1	1	0
Diversion	4	1	0
NonConviction	4	2	1
NotAccepted	0	0	0
Total	9	4	1

Youth Charges by Disposition and Occurrence Type			
October			
Year	2025	Total	
OccType			
Total		0	

YTD				
Year	2025			Total
OccType	Conviction	Diversion	NonConviction	
Threats	0	0	1	1
Total	0	0	1	1



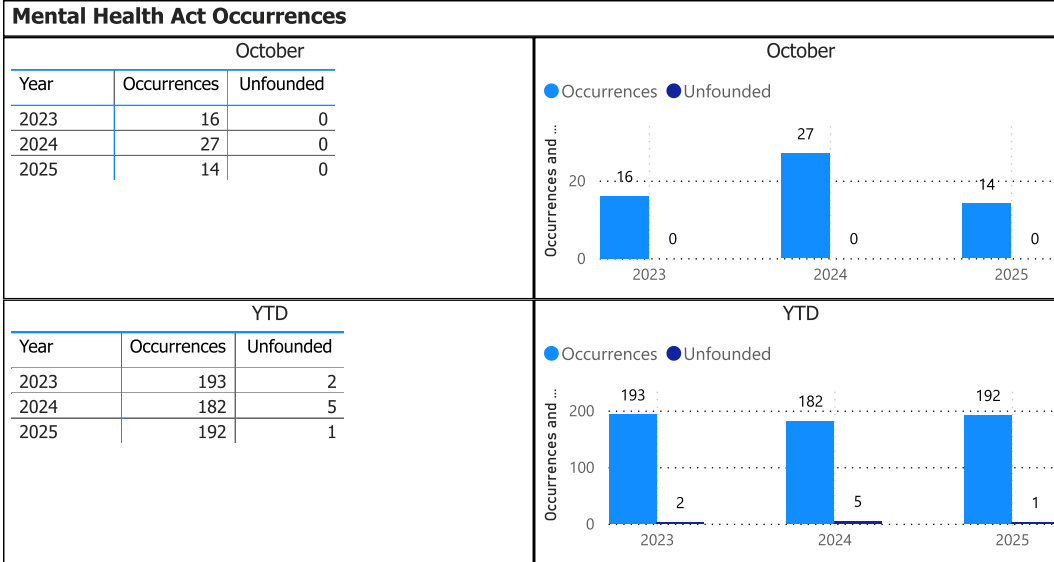
The tables and chart on this page present summarized youth charges by disposition and occurrence type that have been recorded in the OPP Niche RMS application. Of note... the Niche data sourced for this report page only lists youth charges that have had a disposition type entered against them. Therefore, please be aware that the counts of youth charges entries on this report page are under stating the potential sum of youth charges that are in OPP Niche RMS.

Detachment: 6E - ESSEX COUNTY
Location code(s): 6E60 - ESSEX

Area(s): ALL
Data source date:
03-Nov-2025

Report Generated on:
03-Nov-2025 12:08:57 PM

**OPP Detachment Board Report
Records Management System
October 2025**



October		
Year	2025	
	Occurrences	Unfounded
OccurrenceType		
Attempt or threat of suicide	3	0
Family dispute	1	0
Mental health act	10	0
Total	14	0

Detachment: 6E - ESSEX COUNTY

Location code(s): 6E60 - ESSEX

Area(s): ALL

Data source date:
03-Nov-2025

Report Generated on:
03-Nov-2025 11:59:32 AM

**OPP Detachment Board Report
Records Management System
October 2025**

Overdose Occurrences							
October				YTD			
Fatal	2023	2024	2025	Fatal	2023	2024	2025
<input type="checkbox"/> Fatal	1	0	0	<input type="checkbox"/> Fatal	3	2	2
non-opioid overdose	0	0	0	non-opioid overdose	0	0	2
opioid overdose	1	0	0	opioid overdose	3	2	0
<input type="checkbox"/> non-Fatal	0	0	0	<input type="checkbox"/> non-Fatal	1	2	2
non-opioid overdose	0	0	0	non-opioid overdose	0	0	0
opioid overdose	0	0	0	opioid overdose	1	2	2
Total	1	0	0	Total	4	4	4

Fatal Overdose Occurrences		Non-Fatal Overdose Occurrences	
October		October	

Detachment: 6E - ESSEX COUNTY

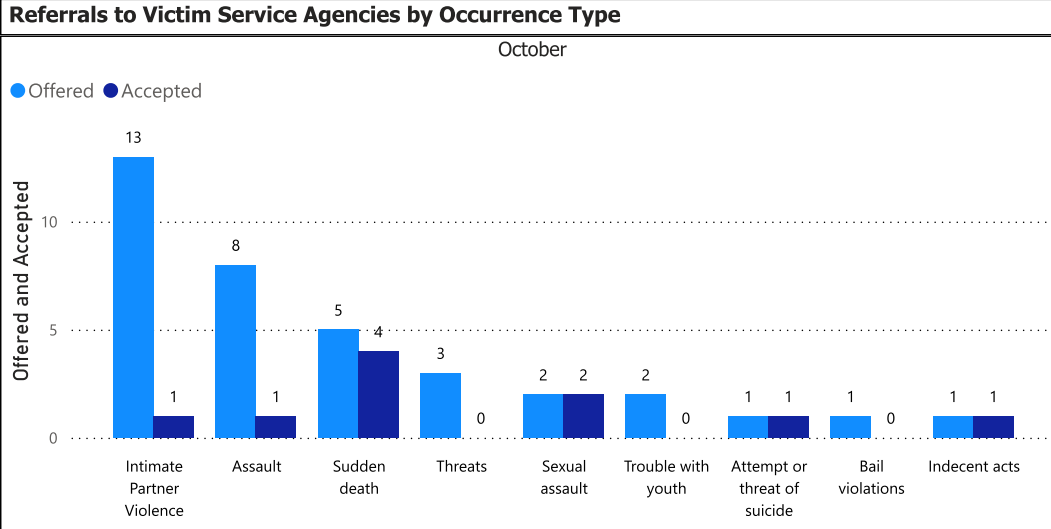
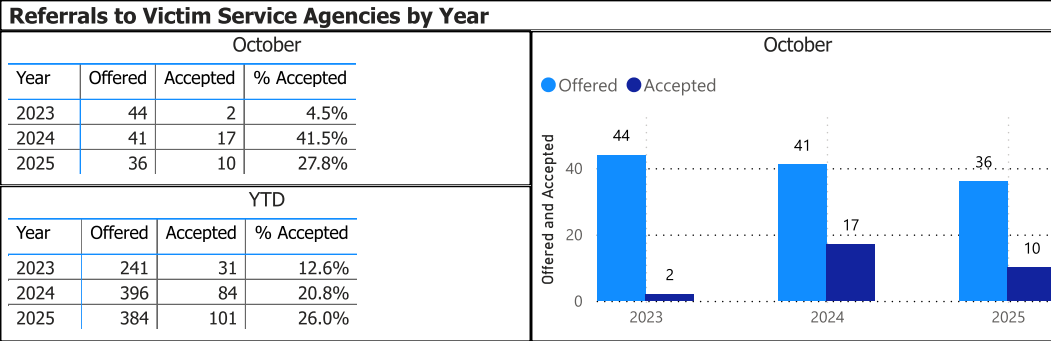
Location code(s): 6E60 - ESSEX

Area(s): ALL

Data source date:
03-Nov-2025

Report Generated on:
03-Nov-2025 11:59:32 AM

OPP Detachment Board Report Records Management System October 2025



Referrals Accepted (%) by Age Group

October			
PersonAgeRange	2023	2024	2025
	0.0%		
11 - 16		0.0%	0.0%
17 - 25	100.0%	100.0%	57.1%
26 - 45	100.0%	43.8%	14.3%
46 - 65	0.0%	12.5%	27.3%
6 - 10		100.0%	
Over 65		16.7%	33.3%
Under 6		75.0%	

Referrals Not Offered

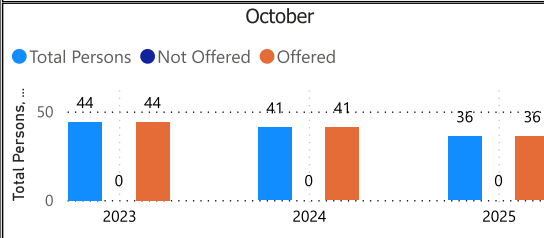
October			
ServicesNotOfferedReason	2023	2024	2025
	0	0	0
Victim deceased or unable to respond	0	0	0
Victim resides outside Ontario	0	0	0

YTD

PersonAgeRange	2023	2024	2025
	1.4%	8.3%	
11 - 16	100.0%	12.5%	63.6%
17 - 25	100.0%	37.5%	37.5%
26 - 45	100.0%	21.5%	25.3%
46 - 65	72.7%	20.8%	20.8%
6 - 10	100.0%	12.5%	
Over 65	100.0%	33.3%	23.6%
Under 6		62.5%	0.0%

YTD

ServicesNotOfferedReason	2023	2024	2025
	0	0	0
Victim deceased or unable to respond	0	0	0
Victim resides outside Ontario	5	6	5
	0	2	0



Detachment: 6E - ESSEX COUNTY

Location code(s): 6E60 - ESSEX

Area(s): ALL

Data source date:
03-Nov-2025

Report Generated on:
03-Nov-2025 11:59:32 AM



Windsor & Essex County Crime Stoppers
Police Coordinator Report
October 1st – October 31st, 2025

Overview

Crime Stoppers exists to provide a means for the public to pass along anonymous information that assists in solving crimes, recovering stolen property, seizing illegal drugs, and locating those for whom there is an outstanding warrant of arrest. Locally, the program is operated jointly as Windsor-Essex County Crime Stoppers and has the responsibility to receive and disseminate information to all law enforcement agencies within Essex County.

AM800

“Crime of the Week” report with AM800 radio which airs every Tuesday morning and afternoon and the feature is also incorporated into to our Catchcrooks website.

October 7 - Tecumseh Distraction Jewelry Theft (OPP).

October 14 - Forest Glade Grandparent Scam (WPS).

October 21 - Windsor East End Commercial Building Arson (WPS).

October 28 - Westcott Road Stolen Vehicle and Recovery in Lakeshore (WPS & OPP).

Social Media

Sustained daily maintenance and management of Windsor & Essex County Crime Stoppers social media platforms such as Facebook and Instagram posts and Crime Stoppers Catchcrooks Website.

This statistical report is reflective of October 1st to October 31st, 2025.

Crime Stoppers tip information was distributed to the following agencies during this period:

- Windsor Police Service.
- Windsor Police Service Amherstburg Detachment.
- Ontario Provincial Police.
- LaSalle Police Service.
- Ministry of Revenue and Finance.
- Windsor & Essex County Health Unit- Tobacco Enforcement.
- Canada Border Services Agency.
- Repeat Offender Parole Enforcement.
- Windsor Police Criminal Intelligence Unit – Cannabis Enforcement.

Attached documents include:

Police Coordinators Report.

Monthly Statistical Report.

Tip Summary Report.

This Report was Prepared By:

Constable Rick Surette – Ontario Provincial Police.

TOTAL POPULATION REPRESENTED – 398,718 (2019 CENSUS)

POPULATION (CITY) – 217,188

POPULATION (COUNTY) – 126,314

POPULATION (LASALLE) – 33,180

POPULATION (AMHERSTBURG) – 22,036



Windsor - Essex County Crime Stoppers - Statistical Report

Filter Date: October 2025 Run Date: 2025/11/03

Statistic	Jan	Feb	Mar	Apr	May	Jun	Jul	Aug	Sep	Oct	Nov	Dec
Tips Received	166	153	144	156	119	145	145	143	158	251	0	0
Tip Follow-ups	117	89	125	248	93	66	96	173	115	98	0	0
Arrests	4	3	8	0	1	6	8	0	12	10	0	0
Cases Cleared	9	3	8	6	4	7	6	0	41	21	0	0
Charges Laid	18	13	32	17	5	13	16	0	11	4	0	0
Fugitives	0	0	0	0	0	0	0	0	0	0	0	0
Administrative Discipline	0	0	0	0	0	0	0	0	0	0	0	0
# of Rewards Approved	5	4	6	4	3	6	8	0	11	0	0	0
Rewards Approved	\$1,750	\$1,000	\$2,950	\$800	\$900	\$1,200	\$2,000	\$0	\$1,600	\$0	\$0	\$0
# of Rewards Paid	2	0	2	3	0	3	0	0	0	0	0	0
Rewards Paid	\$600	\$0	\$650	\$1,700	\$0	\$500	\$0	\$0	\$0	\$0	\$0	\$0
# of Weapons Recovered	1	1	0	0	0	3	1	0	0	0	0	0
# of Vehicles Recovered	0	0	0	0	0	0	0	0	0	0	0	0
Property Recovered	\$27,137	\$900	\$4,500	\$0	\$0	\$41,000	\$2,541	\$0	\$0	\$0	\$0	\$0
Cash Recovered	\$15,082	\$0	\$0	\$0	\$0	\$1,240	\$2,540	\$0	\$0	\$3,000	\$0	\$0
Drugs Seized	\$412,850	\$9,000	\$51,481	\$0	\$0	\$249,300	\$12,820	\$0	\$0	\$15,000	\$0	\$0
Total Recovered	\$455,069	\$9,900	\$55,981	\$0	\$0	\$291,540	\$17,901	\$0	\$0	\$18,000	\$0	\$0

Statistic	Q1	Q2	Q3	Q4	YTD	SI
Tips Received	463	420	446	251	1,580	64,811
Tip Follow-ups	331	407	384	98	1,220	23,839
Calls Received	0	0	0	0	0	3,138
Arrests	15	7	20	10	52	7,236
Cases Cleared	20	17	47	21	105	10,601
Charges Laid	63	35	27	4	129	10,746
Fugitives	0	0	0	0	0	625
Administrative Discipline	0	0	0	0	0	3
# of Rewards Approved	15	13	19	0	47	1,983
Rewards Approved	\$5,700	\$2,900	\$3,600	\$0	\$12,200	\$1,293,010
# of Rewards Paid	4	6	0	0	10	993
Rewards Paid	\$1,250	\$2,200	\$0	\$0	\$3,450	\$840,652
# of Weapons Recovered	2	3	1	0	6	567
# of Vehicles Recovered	0	0	0	0	0	38
Property Recovered	\$32,537	\$41,000	\$2,541	\$0	\$76,078	\$13,812,553
Cash Recovered	\$15,082	\$1,240	\$2,540	\$3,000	\$21,862	\$663,633
Drugs Seized	\$473,331	\$249,300	\$12,820	\$15,000	\$750,451	\$121,212,485
Total Recovered	\$520,950	\$291,540	\$17,901	\$18,000	\$848,391	\$135,688,671

Windsor - Essex County Crime Stoppers Tip Summary Report

Created Date: 2025/10/01 to 2025/10/31

Offense Type	Count
Animal Cruelty	1
Arson	3
Assault	3
Attempt Murder	1
Breach of Condition	4
Break and Enter	3
By Law	3
Child Abuse	1
COVID-19	0
Cybercrime	2
Disqualified Driving	0
Drugs	47
Elder Abuse	2
Fraud	4
Highway Traffic Act	11
Hit and Run / Fail to Remain	1
Homicide	24
Human Smuggling	0
Human Trafficking	3
Illegal Cigarettes	1

Immigration	0
Impaired Driver	5
Indecent Act	0
Liquor (sales to minors, sales without licence)	0
Mischief	6
Missing Person	8
Motor Vehicle Collision	1
Possession of Stolen Property	1
Prostitution/Morality	0
Repeat Impaired Driver	1
Robbery	25
Sexual Assault	0
Stolen Vehicle	6
Suspended Driver	2
Suspicious Activity	5
Terrorism	0
Test Tip	0
Theft	46
Threats	3
Warrant	12
Weapons	6
<i>Other</i>	14
Total	255