

Ontario Provincial Police Detachment Board Report



Town of Essex

April 2026

1 - Collisions

2 - Fatalities

3 - Charges

4 - Warnings

5 - Violent Crime

6 - Property Crime

7 - Drug Crime

8 - Other Crime

9 - Clearance Rate

10 - Unfounded

11 - Complaints

12 - Youth Charges

13 - MHA

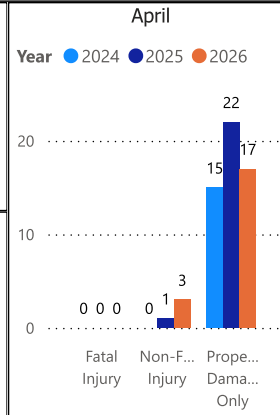
14 - Overdose

15 - Victim Service

**OPP Detachment Board Report
Collision Reporting System
April 2026**

Motor Vehicle Collisions by Type						
April						
Year	2024		2025		2026	
CollisionType	Incidents	% Change	Incidents	% Change	Incidents	% Change
Fatal Injury	0	--	0	--	0	--
Non-Fatal Injury	0	--	1	--	3	200.0%
Property Damage Only	15	7.1%	22	46.7%	17	-22.7%
Total	15	7.1%	23	53.3%	20	-13.0%

YTD						
Year	2024		2025		2026	
CollisionType	Incidents	% Change	Incidents	% Change	Incidents	% Change
Fatal Injury	0	--	0	--	0	--
Non-Fatal Injury	3	0.0%	7	133.3%	10	42.9%
Property Damage Only	79	29.5%	90	13.9%	69	-23.3%
Total	82	28.1%	97	18.3%	79	-18.6%



Data source (Collision Reporting System) date:
04-May-2026

Detachment: 6E - ESSEX COUNTY
Location code(s): 6E60 - ESSEX

Area(s): ALL
Data source date:
04-May-2026

Report Generated on:
04-May-2026 3:31:11 PM

**OPP Detachment Board Report
Collision Reporting System
April 2026**

Fatalities in Detachment Area - Incidents

April									
Type	Motor Vehicle			Motorized Snow Vehicle			Off-Road Vehicle		
Year	Alcohol/Drugs	Incidents	% Change	Alcohol/Drugs	Incidents	% Change	Alcohol/Drugs	Incidents	% Change
2024	0	0	--	0	0	--	0	0	--
2025	0	0	--	0	0	--	0	0	--
2026	0	0	--	0	0	--	0	0	--

YTD									
Type	Motor Vehicle			Motorized Snow Vehicle			Off-Road Vehicle		
Year	Alcohol/Drugs	Incidents	% Change	Alcohol/Drugs	Incidents	% Change	Alcohol/Drugs	Incidents	% Change
2024	0	0	--	0	0	--	0	0	--
2025	0	0	--	0	0	--	0	0	--
2026	0	0	--	0	0	--	0	0	--

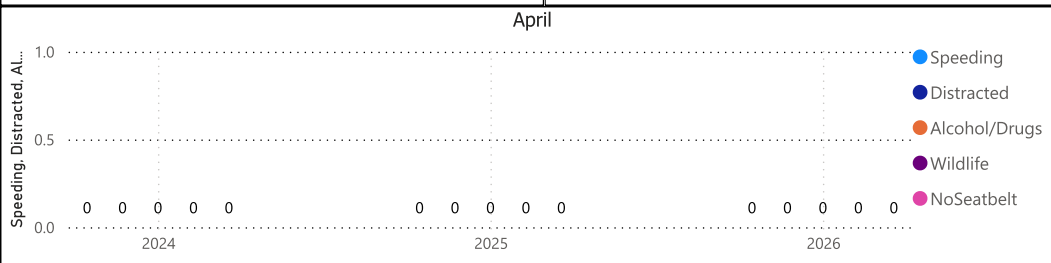
Fatalities in Detachment Area - Persons Killed

April						
Type	Motor Vehicle		Motorized Snow Vehicle		Off-Road Vehicle	
Year	Persons Killed	% Change	Persons Killed	% Change	Persons Killed	% Change
2024	0	--	0	--	0	--
2025	0	--	0	--	0	--
2026	0	--	0	--	0	--

YTD						
Type	Motor Vehicle		Motorized Snow Vehicle		Off-Road Vehicle	
Year	Persons Killed	% Change	Persons Killed	% Change	Persons Killed	% Change
2024	0	--	0	--	0	--
2025	0	--	0	--	0	--
2026	0	--	0	--	0	--

Primary Causal Factors in Fatal Motor Vehicle Collisions

	April			YTD		
	2024	2025	2026	2024	2025	2026
Speeding	0	0	0	0	0	0
Speeding % Change	--	--	--	--	--	--
Distracted	0	0	0	0	0	0
Distracted % Change	--	--	--	--	--	--
Alcohol/Drugs	0	0	0	0	0	0
Alcohol/Drugs % Change	--	--	--	--	--	--
Wildlife	0	0	0	0	0	0
Wildlife % Change	--	--	--	--	--	--
NoSeatbelt	0	0	0	0	0	0
NoSeatbelt YoY%	--	--	--	--	--	--



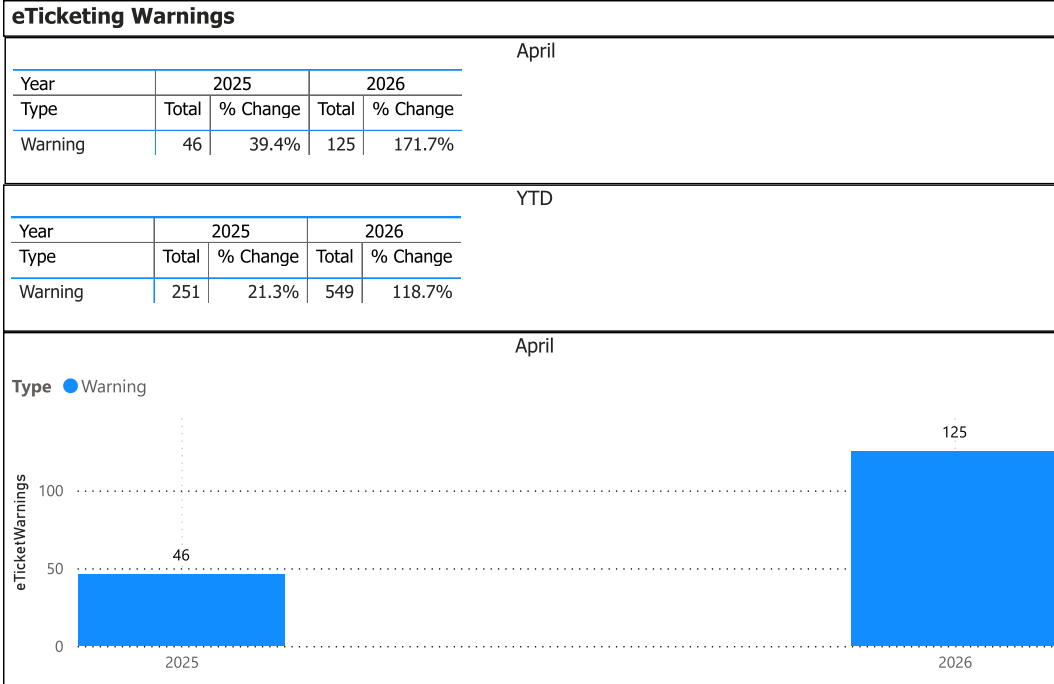
Data source (Collision Reporting System) date:
04-May-2026

Detachment: 6E - ESSEX COUNTY
Location code(s): 6E60 - ESSEX

Area(s): ALL
Data source date:
04-May-2026

Report Generated on:
04-May-2026 3:31:11 PM

**OPP Detachment Board Report
Records Management System
April 2026**



Note: The eTicketing system was not fully implemented until the end of 2022, therefore data is only available beginning in 2023. % Change in 2023 may appear higher in this report due to the incomplete 2022 data.

Detachment: 6E - ESSEX COUNTY

Location code(s): 6E60 - ESSEX

Area(s): ALL

Data source date:

4-May-26

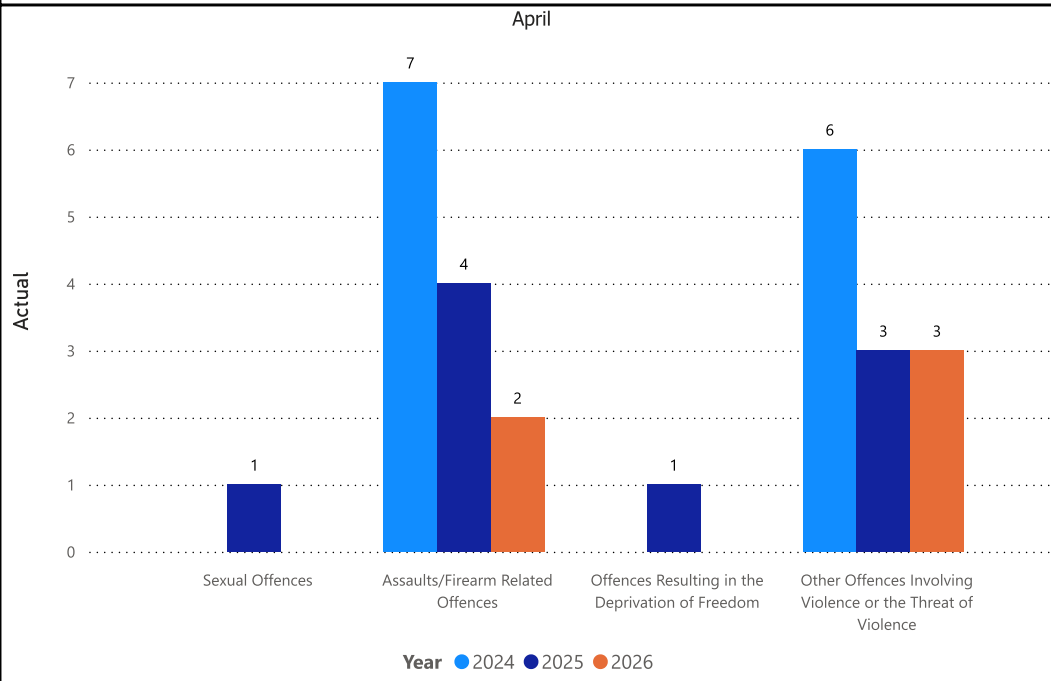
Report Generated on:

04-May-2026 3:32:50 PM

**OPP Detachment Board Report
Records Management System
April 2026**

Violent Crime						
April						
Year	2024		2025		2026	
ViolationGrp	Actual	% Change	Actual	% Change	Actual	% Change
Homicides	0	--	0	--	0	--
Other Offences Causing Death	0	--	0	--	0	--
Attempted Murder	0	--	0	--	0	--
Sexual Offences	0	-100.0%	1	--	0	-100.0%
Assaults/Firearm Related Offences	7	133.3%	4	-42.9%	2	-50.0%
Offences Resulting in the Deprivation of Freedom	0	--	1	--	0	-100.0%
Robbery	0	--	0	--	0	--
Other Offences Involving Violence or the Threat of Violence	6	500.0%	3	-50.0%	3	0.0%
Offences in Relation to Sexual Services	0	--	0	--	0	--
Total	13	160.0%	9	-30.8%	5	-44.4%

YTD						
Year	2024		2025		2026	
ViolationGrp	Actual	% Change	Actual	% Change	Actual	% Change
Homicides	0	--	0	--	0	--
Other Offences Causing Death	0	--	0	--	0	--
Attempted Murder	0	--	0	--	0	--
Sexual Offences	3	-57.1%	3	0.0%	4	33.3%
Assaults/Firearm Related Offences	18	63.6%	23	27.8%	16	-30.4%
Offences Resulting in the Deprivation of Freedom	1	--	1	0.0%	0	-100.0%
Robbery	0	--	0	--	0	--
Other Offences Involving Violence or the Threat of Violence	14	180.0%	8	-42.9%	8	0.0%
Offences in Relation to Sexual Services	0	--	0	--	0	--
Total	36	56.5%	35	-2.8%	28	-20.0%



Detachment: 6E - ESSEX COUNTY

Location code(s): 6E60 - ESSEX

Area(s): ALL

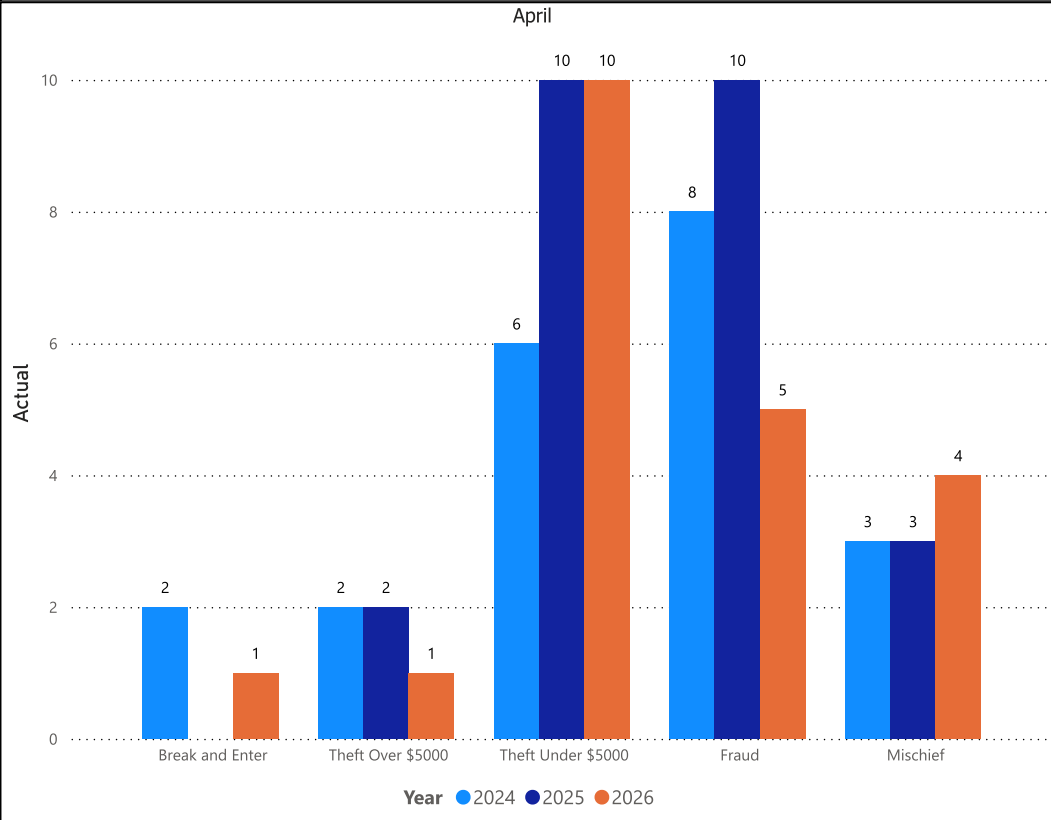
Data source date:
04-May-2026

Report Generated on:
04-May-2026 3:31:11 PM

**OPP Detachment Board Report
Records Management System
April 2026**

Property Crime						
April						
Year	2024		2025		2026	
ViolationGrp	Actual	% Change	Actual	% Change	Actual	% Change
Arson	0	--	0	--	0	--
Break and Enter	2	0.0%	0	-100.0%	1	--
Theft Over \$5000	2	100.0%	2	0.0%	1	-50.0%
Theft Under \$5000	6	-14.3%	10	66.7%	10	0.0%
Possession/Trafficking Stolen Goods	0	-100.0%	0	--	0	--
Fraud	8	166.7%	10	25.0%	5	-50.0%
Mischief	3	0.0%	3	0.0%	4	33.3%
Total	21	23.5%	25	19.0%	21	-16.0%

YTD						
Year	2024		2025		2026	
ViolationGrp	Actual	% Change	Actual	% Change	Actual	% Change
Arson	1	--	1	0.0%	0	-100.0%
Break and Enter	12	140.0%	9	-25.0%	6	-33.3%
Theft Over \$5000	12	200.0%	5	-58.3%	6	20.0%
Theft Under \$5000	26	-3.7%	38	46.2%	50	31.6%
Possession/Trafficking Stolen Goods	2	100.0%	0	-100.0%	2	--
Fraud	36	16.1%	35	-2.8%	22	-37.1%
Mischief	14	0.0%	18	28.6%	16	-11.1%
Total	103	25.6%	106	2.9%	102	-3.8%



Detachment: 6E - ESSEX COUNTY

Location code(s): 6E60 - ESSEX

Area(s): ALL

Data source date:

04-May-2026

Report Generated on:

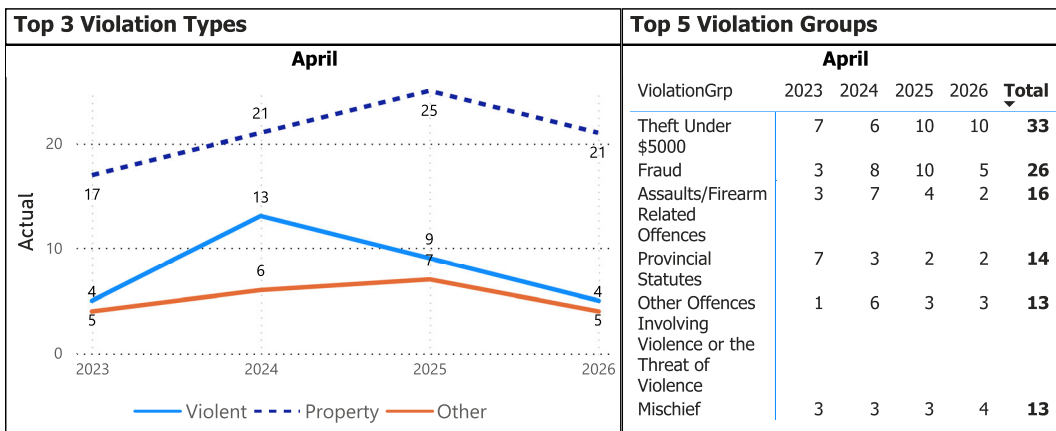
04-May-2026 3:31:11 PM

**OPP Detachment Board Report
Records Management System
April 2026**

Drug Crime						
April						
Year	2024		2025		2026	
ViolationGrp	Actual	% Change	Actual	% Change	Actual	% Change
Possession	0	-100.0%	0	--	0	--
Trafficking	0	--	0	--	0	--
Importation & Production	0	--	0	--	0	--
Cannabis Possession	0	--	0	--	0	--
Cannabis Distribution	0	--	0	--	0	--
Cannabis Sale	0	--	0	--	0	--
Cannabis Importation & Exportation	0	--	0	--	0	--
Cannabis Production	0	--	0	--	0	--
Other Cannabis Violations	0	--	0	--	0	--
Total	0	-100.0%	0	--	0	--

YTD						
Year	2024		2025		2026	
ViolationGrp	Actual	% Change	Actual	% Change	Actual	% Change
Possession	1	0.0%	0	-100.0%	0	--
Trafficking	0	--	0	--	0	--
Importation & Production	0	--	0	--	0	--
Cannabis Possession	0	--	0	--	0	--
Cannabis Distribution	0	--	0	--	0	--
Cannabis Sale	0	--	0	--	0	--
Cannabis Importation & Exportation	0	--	0	--	0	--
Cannabis Production	0	--	0	--	0	--
Other Cannabis Violations	0	--	0	--	0	--
Total	1	0.0%	0	-100.0%	0	--

No Data for selected filters



Detachment: 6E - ESSEX COUNTY

Location code(s): 6E60 - ESSEX

Area(s): ALL

Data source date:

04-May-2026

Report Generated on:

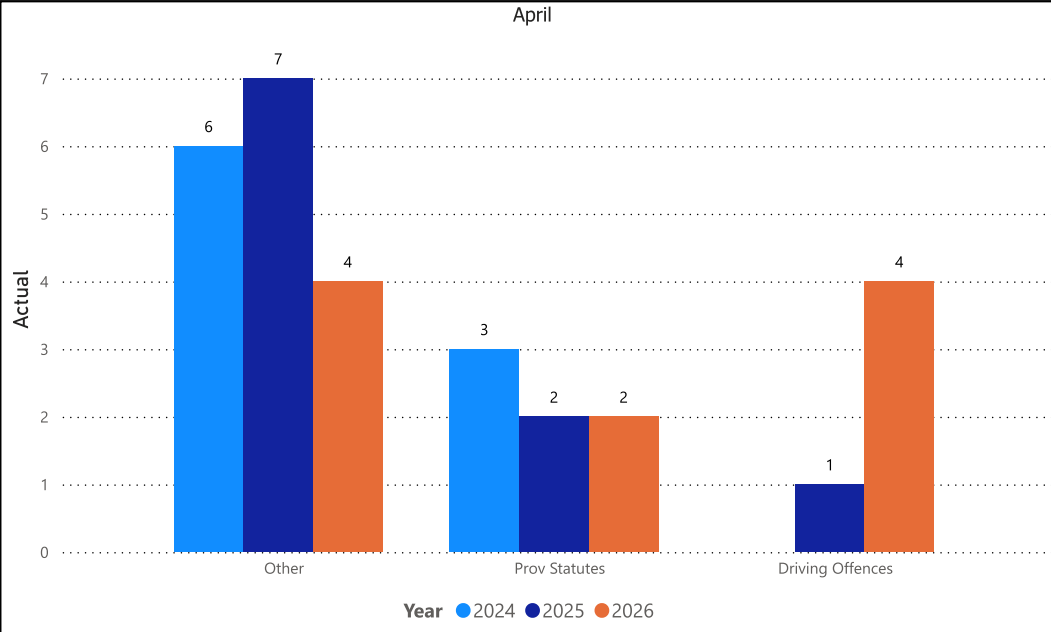
04-May-2026 3:31:11 PM

**OPP Detachment Board Report
Records Management System
April 2026**

Other Crime Occurrences

April						
Year	2024		2025		2026	
Violation_rollop	Actual	% Change	Actual	% Change	Actual	% Change
Other	6	50.0%	7	16.7%	4	-42.9%
Fed Statutes	0	--	0	--	0	--
Prov Statutes	3	-57.1%	2	-33.3%	2	0.0%
Driving Offences	0	-100.0%	1	--	4	300.0%
Total	9	-30.8%	10	11.1%	10	0.0%

YTD						
Year	2024		2025		2026	
Violation_rollop	Actual	% Change	Actual	% Change	Actual	% Change
Other	15	7.1%	25	66.7%	19	-24.0%
Fed Statutes	0	--	0	--	0	--
Prov Statutes	8	0.0%	18	125.0%	11	-38.9%
Driving Offences	11	37.5%	16	45.5%	12	-25.0%
Total	34	13.3%	59	73.5%	42	-28.8%



Detachment: 6E - ESSEX COUNTY

Location code(s): 6E60 - ESSEX

Area(s): ALL

Data source date:

04-May-2026

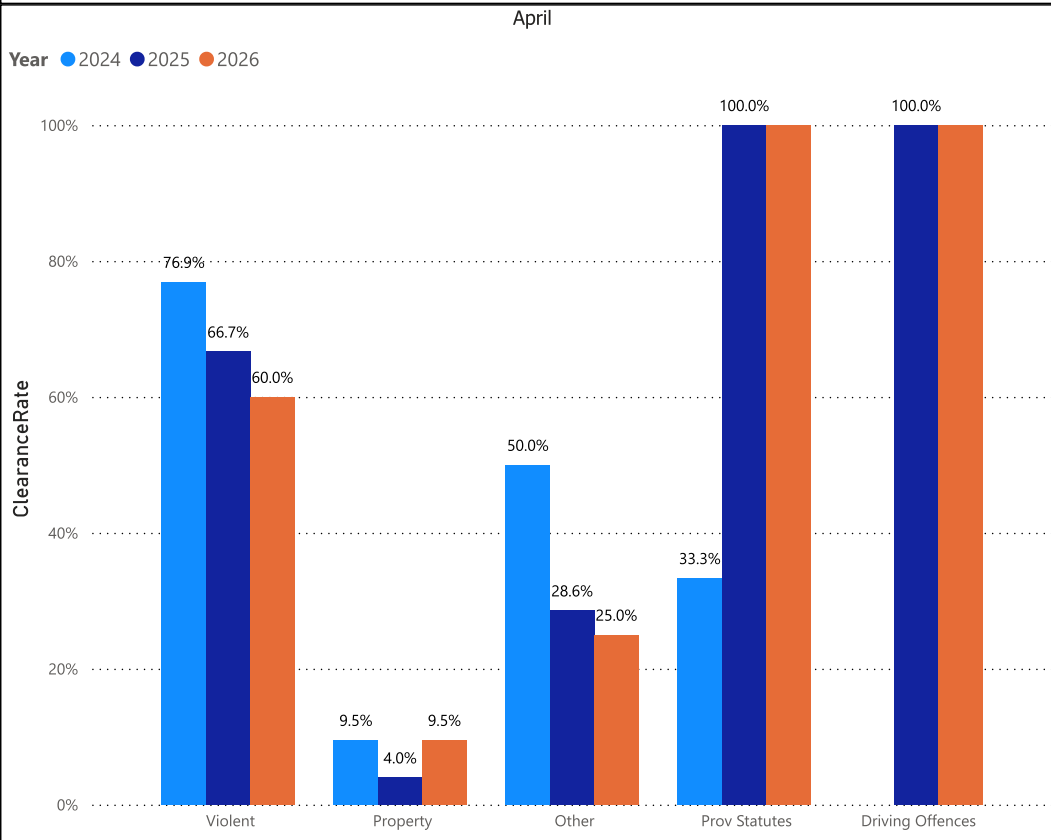
Report Generated on:

04-May-2026 3:31:11 PM

**OPP Detachment Board Report
Records Management System
April 2026**

Clearance Rate						
April						
Year	2024		2025		2026	
	%	% Change	%	% Change	%	% Change
Violent	76.9%	-3.8%	66.7%	-13.3%	60.0%	-10.0%
Property	9.5%	-46.0%	4.0%	-58.0%	9.5%	138.1%
Other	50.0%	-33.3%	28.6%	-42.9%	25.0%	-12.5%
Drugs		-100.0%				
Fed Statutes					NaN	--
Prov Statutes	33.3%	-66.7%	100.0%	200.0%	100.0%	0.0%
Driving Offences		-100.0%	100.0%	--	100.0%	0.0%

YTD						
Year	2024		2025		2026	
	%	% Change	%	% Change	%	% Change
Violation_rollup						
Violent	77.8%	-0.6%	74.3%	-4.5%	82.1%	10.6%
Property	6.8%	-49.3%	13.2%	94.3%	15.7%	18.8%
Other	40.0%	-30.0%	36.0%	-10.0%	36.8%	2.3%
Drugs	0.0%	-100.0%		--		
Fed Statutes						
Prov Statutes	50.0%	-50.0%	94.4%	88.9%	100.0%	5.9%
Driving Offences	72.7%	-16.9%	93.8%	28.9%	100.0%	6.7%



Detachment: 6E - ESSEX COUNTY

Location code(s): 6E60 - ESSEX

Area(s): ALL

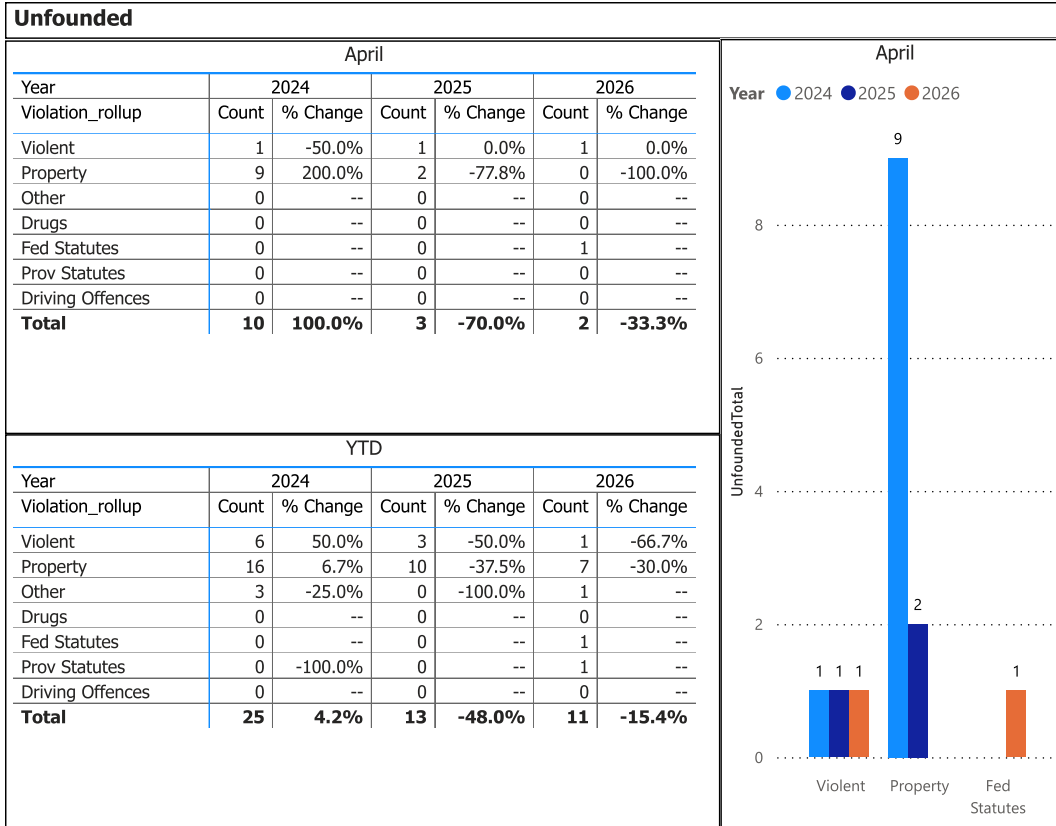
Data source date:

04-May-2026

Report Generated on:

04-May-2026 3:31:11 PM

**OPP Detachment Board Report
Records Management System
April 2026**



Detachment: 6E - ESSEX COUNTY

Location code(s): 6E60 - ESSEX

Area(s): ALL

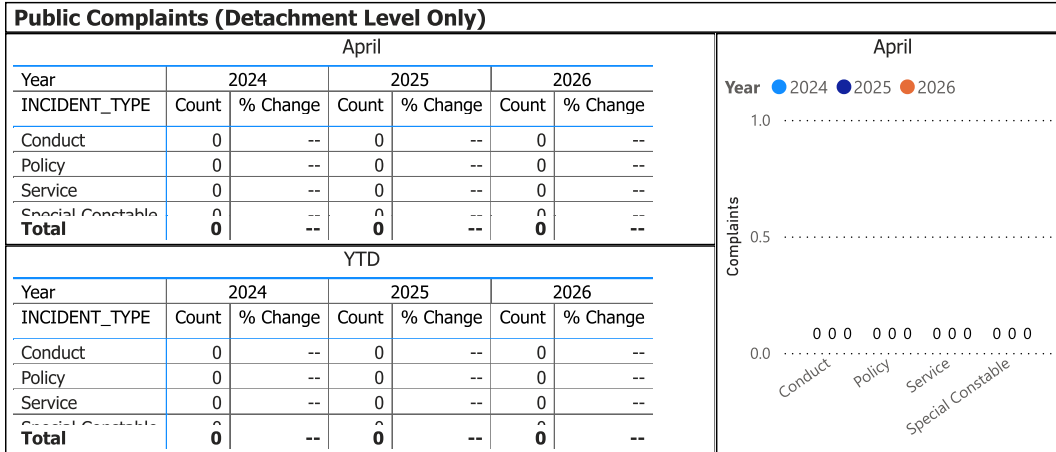
Data source date:

04-May-2026

Report Generated on:

04-May-2026 3:31:11 PM

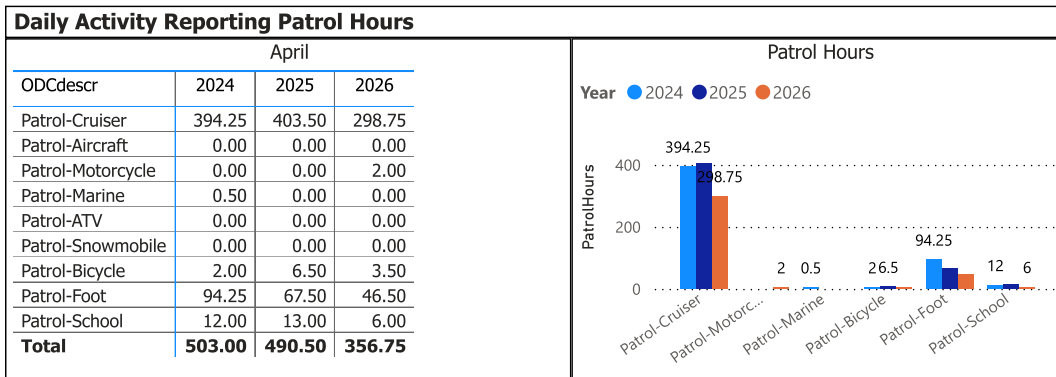
**OPP Detachment Board Report
Records Management System
April 2026**



Data source: RMS Data Feed
Ontario Provincial Police, Professional Standards Bureau Commander Reports - File Manager System

Data source date:
(Blank)

Daily Activity Reporting



Data source (Daily Activity Reporting System) date:
04-May-2026

Detachment: 6E - ESSEX COUNTY
Location code(s): 6E60 - ESSEX

Data source date:
(Blank)

Report Generated on:
04-May-2026 3:31:11 PM

**OPP Detachment Board Report
Records Management System
April 2026**

Youth Charges by Disposition Type						
April						
Disposition_Type	2024	2025	2026			
Bail	0	0	0			
Conference	0	0	0			
Conviction	0	0	0			
Diversion	0	0	0			
NonConviction	0	0	0			
NotAccepted	0	0	0			
Total	0	0	0			
YTD						
Disposition_Type	2024	2025	2026			
Bail	0	0	0			
Conference	0	0	0			
Conviction	0	1	0			
Diversion	0	0	12			
NonConviction	0	2	0			
NotAccepted	0	0	0			
Total	0	3	12			
April						
Year	2026	Total				
OccType						
Total		0				
YTD						
Year	2026					Total
OccType	Bail	Conviction	Diversion	NonConviction	NotAccepted	
Assault	0	0	1	0	0	1
Sexual assault		0	11	0	0	11
Total	0	0	12	0	0	12

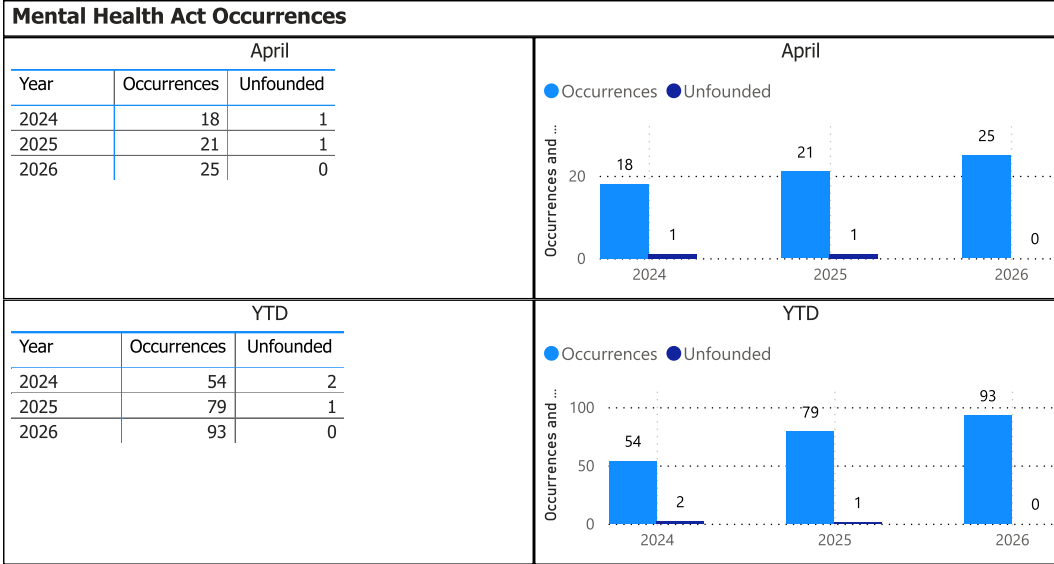
The tables and chart on this page present summarized youth charges by disposition and occurrence type that have been recorded in the OPP Niche RMS application. Of note... the Niche data sourced for this report page only lists youth charges that have had a disposition type entered against them. Therefore, please be aware that the counts of youth charges entries on this report page are under stating the potential sum of youth charges that are in OPP Niche RMS.

Detachment: 6E - ESSEX COUNTY
Location code(s): 6E60 - ESSEX

Area(s): ALL
Data source date:
(Blank)

Report Generated on:
04-May-2026 3:37:00 PM

**OPP Detachment Board Report
Records Management System
April 2026**



Mental Health Act Occurrences by Occurrence Type

Year	April	
	Occurrences	Unfounded
2026		
Attempt or threat of suicide	3	0
Family dispute	2	0
Intimate Partner Violence	1	0
Mental health act	18	0
Mischief	1	0
Total	25	0

Detachment: 6E - ESSEX COUNTY

Location code(s): 6E60 - ESSEX

Area(s): ALL

Data source date:

04-May-2026

Report Generated on:

04-May-2026 3:31:11 PM

**OPP Detachment Board Report
Records Management System
April 2026**

Overdose Occurrences				YTD			
April				YTD			
Fatal	2024	2025	2026	Fatal	2024	2025	2026
<input type="checkbox"/> Fatal	0	2	0	<input type="checkbox"/> Fatal	1	2	1
non-opioid overdose	0	2	0	non-opioid overdose	0	2	1
opioid overdose	0	0	0	opioid overdose	1	0	0
<input type="checkbox"/> non-Fatal	0	0	0	<input type="checkbox"/> non-Fatal	1	1	1
non-opioid overdose	0	0	0	non-opioid overdose	0	0	0
opioid overdose	0	0	0	opioid overdose	1	1	1
Total	0	2	0	Total	2	3	2

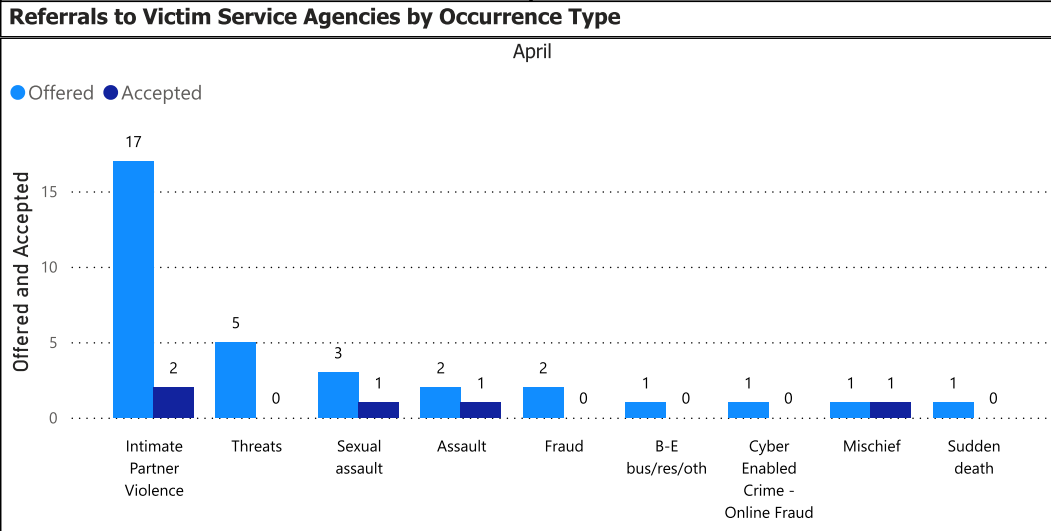
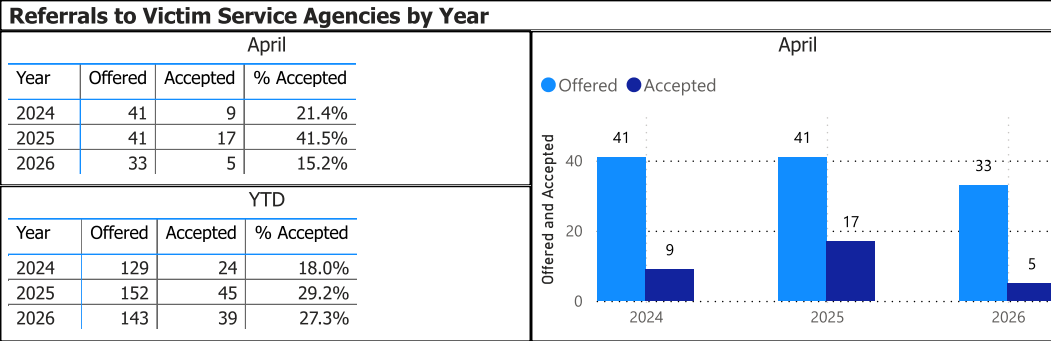
Fatal Overdose Occurrences		Non-Fatal Overdose Occurrences	
April		April	

Detachment: 6E - ESSEX COUNTY
Location code(s): 6E60 - ESSEX

Area(s): ALL
Data source date:
04-May-2026

Report Generated on:
04-May-2026 3:31:11 PM

**OPP Detachment Board Report
Records Management System
April 2026**



Referrals Accepted (%) by Age Group

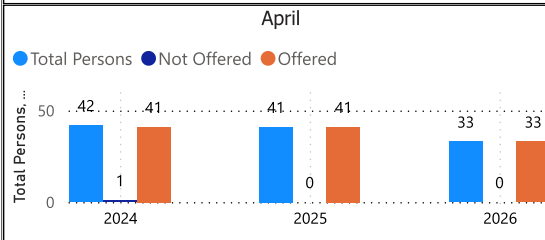
April			
PersonAgeRange	2024	2025	2026
	10.5%		
11 - 16		100.0%	0.0%
17 - 25	0.0%	40.0%	
26 - 45	18.2%	30.0%	25.0%
46 - 65	42.9%	41.2%	7.7%
6 - 10	0.0%		0.0%
Over 65	100.0%	50.0%	0.0%

Referrals Not Offered

April			
ServicesNotOfferedReason	2024	2025	2026
	0	0	0
Victim deceased or unable to respond	1	0	0
Victim resides outside Ontario	0	0	0

YTD			
PersonAgeRange	2024	2025	2026
	8.3%		
11 - 16		75.0%	40.0%
17 - 25	0.0%	27.3%	44.4%
26 - 45	33.3%	27.4%	29.6%
46 - 65	58.3%	26.1%	18.2%
6 - 10	0.0%		0.0%
Over 65	100.0%	38.9%	18.2%
Under 6	100.0%	0.0%	25.0%

YTD			
ServicesNotOfferedReason	2024	2025	2026
	0	0	0
Victim deceased or unable to respond	2	2	0
Victim resides outside Ontario	2	0	0



Detachment: 6E - ESSEX COUNTY

Location code(s): 6E60 - ESSEX

Area(s): ALL

Data source date:
04-May-2026

Report Generated on:
04-May-2026 3:31:11 PM



Windsor & Essex County Crime Stoppers

Police Coordinator Report

April 1st to April 30th, 2026

Overview

Crime Stoppers exists to provide a means for the public to pass along anonymous information that assists in solving crimes, recovering stolen property, seizing illegal drugs, and locating those for whom there is an outstanding warrant of arrest. Locally, the program is operated jointly as Windsor & Essex County Crime Stoppers and has the responsibility to receive and disseminate information to all law enforcement agencies within Essex County.

CTV Segment

Crime prevention and education pertaining to the safe transaction of electronic classified purchases recorded at the WPS Jefferson Collision Reporting Centre - featured on April 27th.

Social Media

Sustained daily maintenance and management of Windsor & Essex County Crime Stoppers social media platforms such as Facebook and Instagram posts and Crime Stoppers Catchcrooks Website.

This statistical report is reflective of April 1st to April 30th, 2026.

Crime Stoppers tip information was distributed to the following agencies during this period:

- Windsor Police Service.
- Windsor Police Service Amherstburg Detachment.
- Ontario Provincial Police.
- LaSalle Police Service.
- Ministry of Revenue and Finance.
- Windsor & Essex County Health Unit- Tobacco Enforcement.
- Canada Border Services Agency.
- Repeat Offender Parole Enforcement.
- Windsor Police Criminal Intelligence Unit – Cannabis Enforcement.

Attached documents include:

Police Coordinators Report.

Monthly Statistical Report.

Tip Summary Report.

This Report was Prepared By:

Constable Rick Surette – Ontario Provincial Police.

Constable Jamie Fummerton – Windsor Police Service.

TOTAL POPULATION REPRESENTED – 422,630 (2021 CENSUS).

POPULATION (CITY) – 229,660.

POPULATION (COUNTY) – 136,725.

POPULATION (LASALLE) – 32,721.

POPULATION (AMHERSTBURG) – 23,524.

Statistic	Q1	Q2	Q3	Q4	YTD	SI
Tips Received	501	158	0	0	659	65,709
Tip Follow-ups	370	152	0	0	522	24,683
Calls Received	0	0	0	0	0	3,138
Arrests	36	1	0	0	37	7,292
Cases Cleared	52	1	0	0	53	10,689
Charges Laid	109	4	0	0	113	10,890
Fugitives	0	0	0	0	0	625
Administrative Discipline	0	0	0	0	0	3
# of Rewards Approved	38	2	0	0	40	2,049
Rewards Approved	\$5,300	\$600	\$0	\$0	\$5,900	\$1,302,035
# of Rewards Paid	7	4	0	0	11	1,004
Rewards Paid	\$2,750	\$1,100	\$0	\$0	\$3,850	\$844,502
# of Weapons Recovered	5	0	0	0	5	572
# of Vehicles Recovered	1	0	0	0	1	39
Property Recovered	\$9,192	\$200	\$0	\$0	\$9,392	\$13,821,945
Cash Recovered	\$323,068	\$950	\$0	\$0	\$324,018	\$987,651
Drugs Seized	\$139,765	\$5,050	\$0	\$0	\$144,815	\$121,357,300
Total Recovered	\$472,025	\$6,200	\$0	\$0	\$478,225	\$136,166,896

Windsor - Essex County Crime Stoppers Tip Summary Report

Created Date: 2026/04/01 to 2026/04/30

Offense Type	Count
Animal Cruelty	0
Arson	4
Assault	7
Attempt Murder	4
Breach of Condition	2
Break and Enter	1
By Law	2
Child Abuse	0
COVID-19	0
Cybercrime	2
Disqualified Driving	3
Drugs	31
Elder Abuse	1
Fraud	7
Highway Traffic Act	7
Hit and Run / Fail to Remain	2
Homicide	6
Human Smuggling	0
Human Trafficking	2
Illegal Cigarettes	0
Immigration	0

Impaired Driver	3
Indecent Act	0
Liquor (sales to minors, sales without licence)	0
Mischief	1
Missing Person	0
Motor Vehicle Collision	1
Possession of Stolen Property	0
Prostitution/Morality	4
Repeat Impaired Driver	1
Robbery	3
Sexual Assault	0
Stolen Vehicle	5
Suspended Driver	0
Suspicious Activity	11
Terrorism	0
Test Tip	0
Theft	18
Threats	1
Warrant	4
Weapons	9
<i>Other</i>	15
<i>Unknown</i>	2
Total	159

