

Ontario Provincial Police Detachment Board Report



Town of Essex

March 2026

1 - Collisions

2 - Fatalities

3 - Charges

4 - Warnings

5 - Violent Crime

6 - Property Crime

7 - Drug Crime

8 - Other Crime

9 - Clearance Rate

10 - Unfounded

11 - Complaints

12 - Youth Charges

13 - MHA

14 - Overdose

15 - Victim Service

**OPP Detachment Board Report
Collision Reporting System
March 2026**

Motor Vehicle Collisions by Type						
March						
Year	2024		2025		2026	
CollisionType	Incidents	% Change	Incidents	% Change	Incidents	% Change
Fatal Injury	0	--	0	--	0	--
Non-Fatal Injury	0	--	1	--	1	0.0%
Property Damage Only	14	-6.7%	17	21.4%	13	-23.5%
Total	14	-6.7%	18	28.6%	14	-22.2%

YTD						
Year	2024		2025		2026	
CollisionType	Incidents	% Change	Incidents	% Change	Incidents	% Change
Fatal Injury	0	--	0	--	0	--
Non-Fatal Injury	3	0.0%	6	100.0%	7	16.7%
Property Damage Only	64	36.2%	68	6.3%	51	-25.0%
Total	67	34.0%	74	10.4%	58	-21.6%

Year	Fatal Injury	Non-Fatal Injury	Property Damage Only
2024	0	0	14
2025	0	1	17
2026	0	1	13

Data source (Collision Reporting System) date:
07-Apr-2026

Detachment: 6E - ESSEX COUNTY
Location code(s): 6E60 - ESSEX

Area(s): ALL
Data source date:
07-Apr-2026

Report Generated on:
07-Apr-2026 11:01:46 AM

**OPP Detachment Board Report
Collision Reporting System
March 2026**

Fatalities in Detachment Area - Incidents

March									
Type	Motor Vehicle			Motorized Snow Vehicle			Off-Road Vehicle		
Year	Alcohol/Drugs	Incidents	% Change	Alcohol/Drugs	Incidents	% Change	Alcohol/Drugs	Incidents	% Change
2024	0	0	--	0	0	--	0	0	--
2025	0	0	--	0	0	--	0	0	--
2026	0	0	--	0	0	--	0	0	--

YTD									
Type	Motor Vehicle			Motorized Snow Vehicle			Off-Road Vehicle		
Year	Alcohol/Drugs	Incidents	% Change	Alcohol/Drugs	Incidents	% Change	Alcohol/Drugs	Incidents	% Change
2024	0	0	--	0	0	--	0	0	--
2025	0	0	--	0	0	--	0	0	--
2026	0	0	--	0	0	--	0	0	--

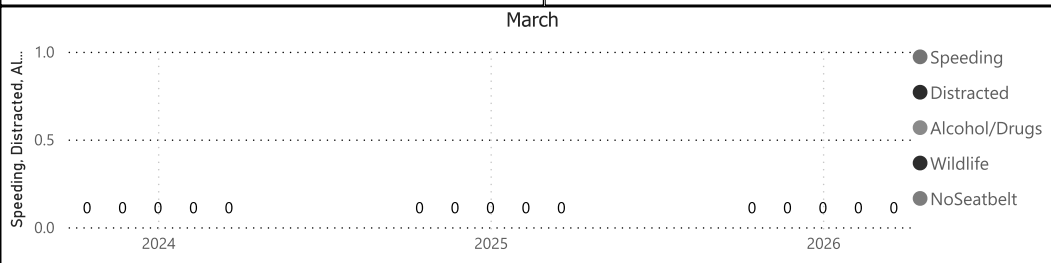
Fatalities in Detachment Area - Persons Killed

March						
Type	Motor Vehicle		Motorized Snow Vehicle		Off-Road Vehicle	
Year	Persons Killed	% Change	Persons Killed	% Change	Persons Killed	% Change
2024	0	--	0	--	0	--
2025	0	--	0	--	0	--
2026	0	--	0	--	0	--

YTD						
Type	Motor Vehicle		Motorized Snow Vehicle		Off-Road Vehicle	
Year	Persons Killed	% Change	Persons Killed	% Change	Persons Killed	% Change
2024	0	--	0	--	0	--
2025	0	--	0	--	0	--
2026	0	--	0	--	0	--

Primary Causal Factors in Fatal Motor Vehicle Collisions

	March			YTD		
	2024	2025	2026	2024	2025	2026
Speeding	0	0	0	0	0	0
Speeding % Change	--	--	--	--	--	--
Distracted	0	0	0	0	0	0
Distracted % Change	--	--	--	--	--	--
Alcohol/Drugs	0	0	0	0	0	0
Alcohol/Drugs % Change	--	--	--	--	--	--
Wildlife	0	0	0	0	0	0
Wildlife % Change	--	--	--	--	--	--
NoSeatbelt	0	0	0	0	0	0
NoSeatbelt YoY%	--	--	--	--	--	--



Data source (Collision Reporting System) date:
07-Apr-2026

Detachment: 6E - ESSEX COUNTY
Location code(s): 6E60 - ESSEX

Area(s): ALL
Data source date:
07-Apr-2026

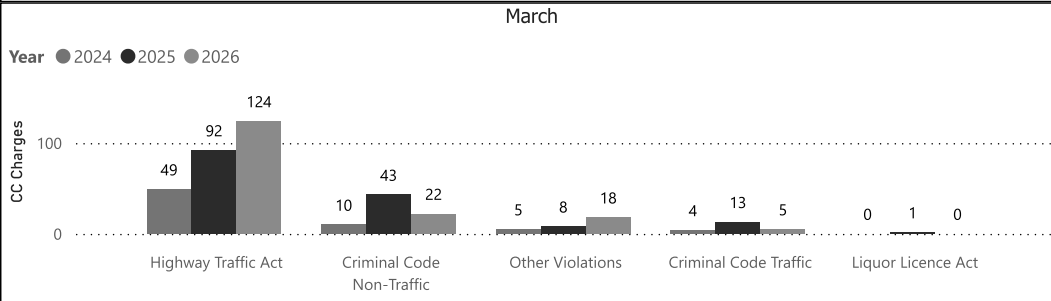
Report Generated on:
07-Apr-2026 11:01:46 AM

**OPP Detachment Board Report
Records Management System
March 2026**

Criminal Code and Provincial Statute Charges Laid

March						
Year	2024		2025		2026	
ChargeCategory1	Offence Count	% Change	Offence Count	% Change	Offence Count	% Change
Criminal Code Non-Traffic	10	-63.0%	43	330.0%	22	-48.8%
Criminal Code Traffic	4	33.3%	13	225.0%	5	-61.5%
Highway Traffic Act	49	53.1%	92	87.8%	124	34.8%
Liquor Licence Act	0	--	1	--	0	-100.0%
Other Violations	5	-28.6%	8	60.0%	18	125.0%
Total	68	-1.4%	157	130.9%	169	7.6%

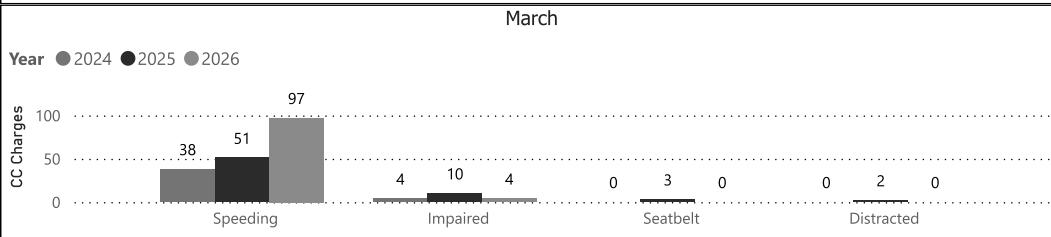
YTD						
Year	2024		2025		2026	
ChargeCategory1	Offence Count	% Change	Offence Count	% Change	Offence Count	% Change
Criminal Code Non-Traffic	38	-43.3%	83	118.4%	66	-20.5%
Criminal Code Traffic	18	157.1%	23	27.8%	24	4.3%
Highway Traffic Act	169	144.9%	238	40.8%	369	55.0%
Liquor Licence Act	1	--	5	400.0%	2	-60.0%
Other Violations	20	100.0%	17	-15.0%	49	188.2%
Total	246	60.8%	366	48.8%	510	39.3%



Traffic Related Charges

March						
Year	2024		2025		2026	
ChargeCategory2	Offence Count	% Change	Offence Count	% Change	Offence Count	% Change
Speeding	38	123.5%	51	34.2%	97	90.2%
Seatbelt	0	--	3	--	0	-100.0%
Impaired	4	--	10	150.0%	4	-60.0%
Distracted	0	--	2	--	0	-100.0%

YTD						
Year	2024		2025		2026	
ChargeCategory2	Offence Count	% Change	Offence Count	% Change	Offence Count	% Change
Speeding	111	226.5%	145	30.6%	272	87.6%
Seatbelt	0	-100.0%	5	--	1	-80.0%
Impaired	16	433.3%	17	6.3%	19	11.8%
Distracted	0	--	3	--	1	-66.7%



Detachment: 6E - ESSEX COUNTY

Location code(s): 6E60 - ESSEX

Area(s): ALL

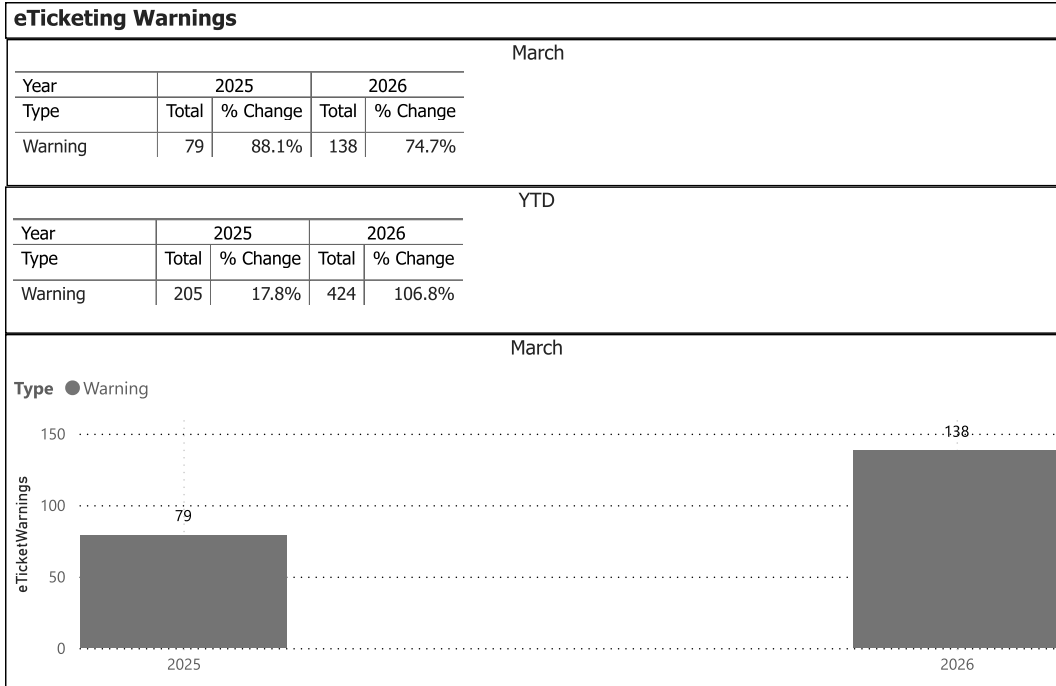
Data source date:

7-Apr-26

Report Generated on:

07-Apr-2026 11:01:46 AM

**OPP Detachment Board Report
Records Management System
March 2026**



Note: The eTicketing system was not fully implemented until the end of 2022, therefore data is only available beginning in 2023. % Change in 2023 may appear higher in this report due to the incomplete 2022 data.

Detachment: 6E - ESSEX COUNTY

Location code(s): 6E60 - ESSEX

Area(s): ALL

Data source date:

7-Apr-26

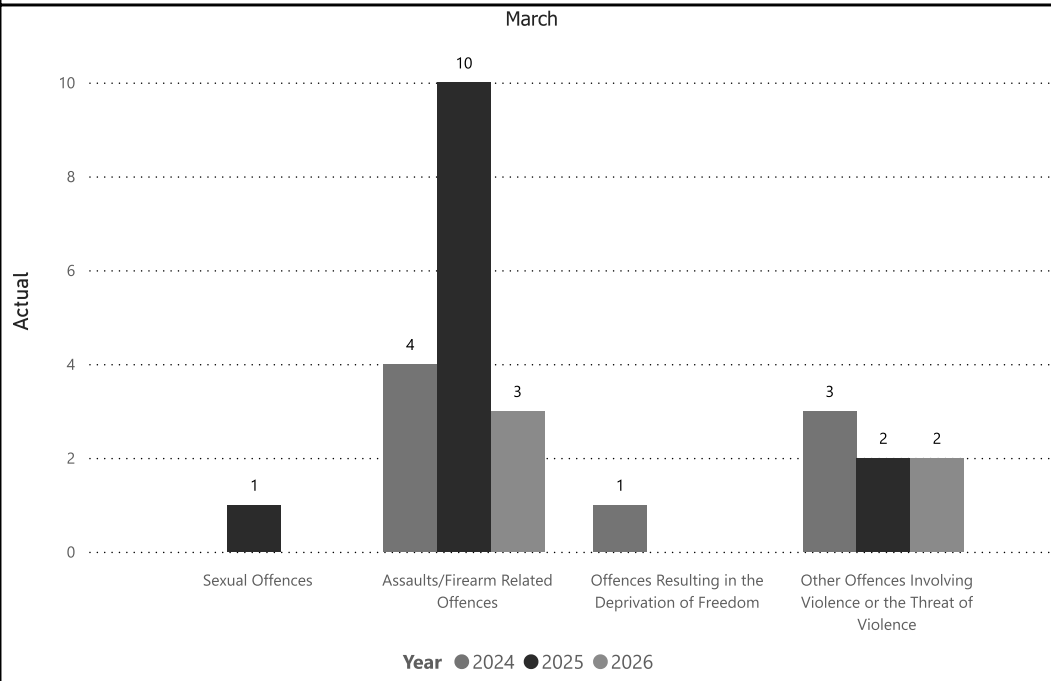
Report Generated on:

07-Apr-2026 11:19:26 AM

**OPP Detachment Board Report
Records Management System
March 2026**

Violent Crime						
March						
Year	2024		2025		2026	
ViolationGrp	Actual	% Change	Actual	% Change	Actual	% Change
Homicides	0	--	0	--	0	--
Other Offences Causing Death	0	--	0	--	0	--
Attempted Murder	0	--	0	--	0	--
Sexual Offences	0	-100.0%	1	--	0	-100.0%
Assaults/Firearm Related Offences	4	0.0%	10	150.0%	3	-70.0%
Offences Resulting in the Deprivation of Freedom	1	--	0	-100.0%	0	--
Robbery	0	--	0	--	0	--
Other Offences Involving Violence or the Threat of Violence	3	--	2	-33.3%	2	0.0%
Offences in Relation to Sexual Services	0	--	0	--	0	--
Total	8	14.3%	13	62.5%	5	-61.5%

YTD						
Year	2024		2025		2026	
ViolationGrp	Actual	% Change	Actual	% Change	Actual	% Change
Homicides	0	--	0	--	0	--
Other Offences Causing Death	0	--	0	--	0	--
Attempted Murder	0	--	0	--	0	--
Sexual Offences	3	-50.0%	2	-33.3%	3	50.0%
Assaults/Firearm Related Offences	11	37.5%	19	72.7%	14	-26.3%
Offences Resulting in the Deprivation of Freedom	1	--	0	-100.0%	0	--
Robbery	0	--	0	--	0	--
Other Offences Involving Violence or the Threat of Violence	8	100.0%	5	-37.5%	5	0.0%
Offences in Relation to Sexual Services	0	--	0	--	0	--
Total	23	27.8%	26	13.0%	22	-15.4%



Detachment: 6E - ESSEX COUNTY

Location code(s): 6E60 - ESSEX

Area(s): ALL

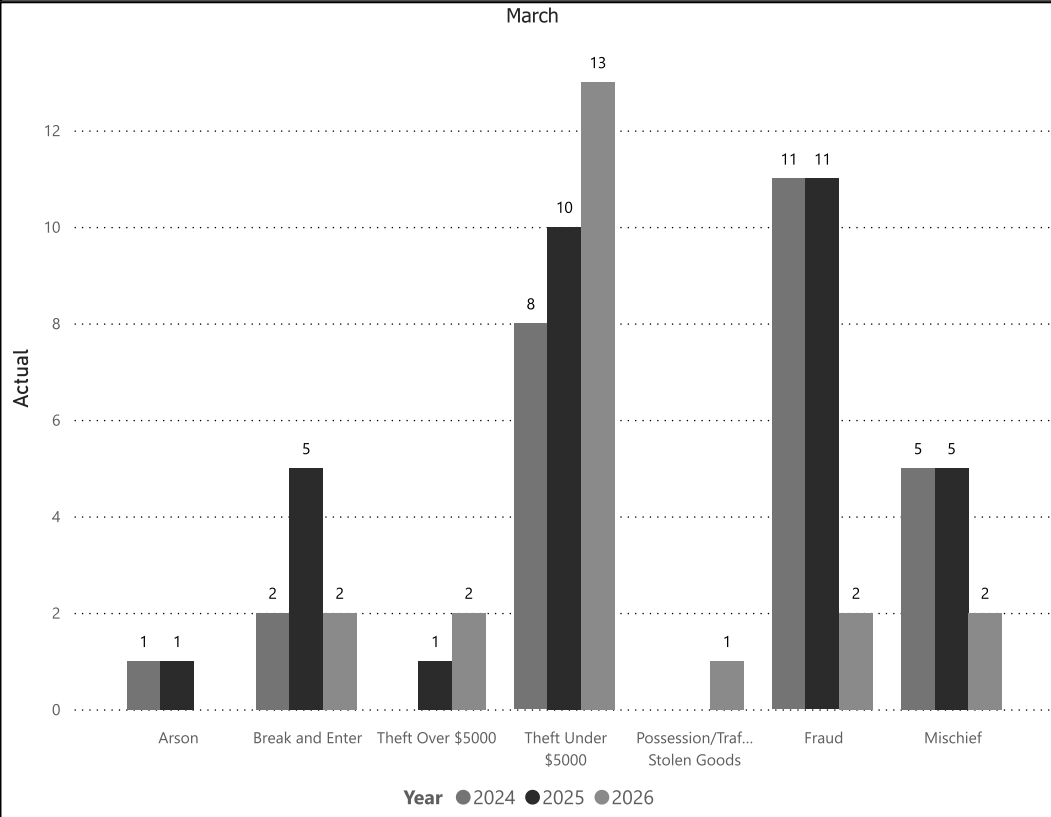
Data source date:
07-Apr-2026

Report Generated on:
07-Apr-2026 11:01:46 AM

**OPP Detachment Board Report
Records Management System
March 2026**

Property Crime						
March						
Year	2024		2025		2026	
ViolationGrp	Actual	% Change	Actual	% Change	Actual	% Change
Arson	1	--	1	0.0%	0	-100.0%
Break and Enter	2	100.0%	5	150.0%	2	-60.0%
Theft Over \$5000	0	--	1	--	2	100.0%
Theft Under \$5000	8	14.3%	10	25.0%	13	30.0%
Possession/Trafficking Stolen Goods	0	--	0	--	1	--
Fraud	11	57.1%	11	0.0%	2	-81.8%
Mischief	5	0.0%	5	0.0%	2	-60.0%
Total	27	35.0%	33	22.2%	22	-33.3%

YTD						
Year	2024		2025		2026	
ViolationGrp	Actual	% Change	Actual	% Change	Actual	% Change
Arson	1	--	1	0.0%	0	-100.0%
Break and Enter	10	233.3%	9	-10.0%	5	-44.4%
Theft Over \$5000	10	233.3%	3	-70.0%	4	33.3%
Theft Under \$5000	20	0.0%	28	40.0%	39	39.3%
Possession/Trafficking Stolen Goods	2	--	0	-100.0%	1	--
Fraud	28	0.0%	25	-10.7%	13	-48.0%
Mischief	11	0.0%	15	36.4%	12	-20.0%
Total	82	26.2%	81	-1.2%	74	-8.6%



Detachment: 6E - ESSEX COUNTY

Location code(s): 6E60 - ESSEX

Area(s): ALL

Data source date:

07-Apr-2026

Report Generated on:

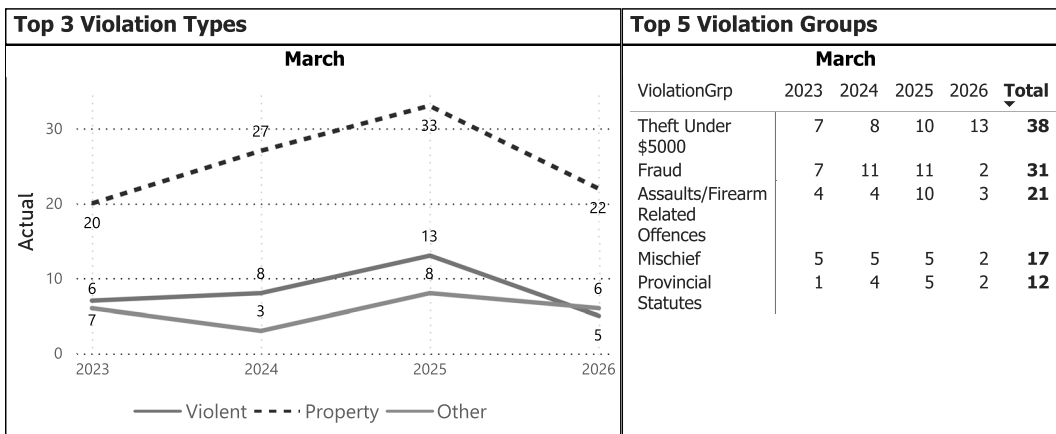
07-Apr-2026 11:01:46 AM

**OPP Detachment Board Report
Records Management System
March 2026**

Drug Crime						
March						
Year	2024		2025		2026	
ViolationGrp	Actual	% Change	Actual	% Change	Actual	% Change
Possession	0	--	0	--	0	--
Trafficking	0	--	0	--	0	--
Importation & Production	0	--	0	--	0	--
Cannabis Possession	0	--	0	--	0	--
Cannabis Distribution	0	--	0	--	0	--
Cannabis Sale	0	--	0	--	0	--
Cannabis Importation & Exportation	0	--	0	--	0	--
Cannabis Production	0	--	0	--	0	--
Other Cannabis Violations	0	--	0	--	0	--
Total	0	--	0	--	0	--

YTD						
Year	2024		2025		2026	
ViolationGrp	Actual	% Change	Actual	% Change	Actual	% Change
Possession	1	--	0	-100.0%	0	--
Trafficking	0	--	0	--	0	--
Importation & Production	0	--	0	--	0	--
Cannabis Possession	0	--	0	--	0	--
Cannabis Distribution	0	--	0	--	0	--
Cannabis Sale	0	--	0	--	0	--
Cannabis Importation & Exportation	0	--	0	--	0	--
Cannabis Production	0	--	0	--	0	--
Other Cannabis Violations	0	--	0	--	0	--
Total	1	--	0	-100.0%	0	--

No Data for selected filters



Detachment: 6E - ESSEX COUNTY

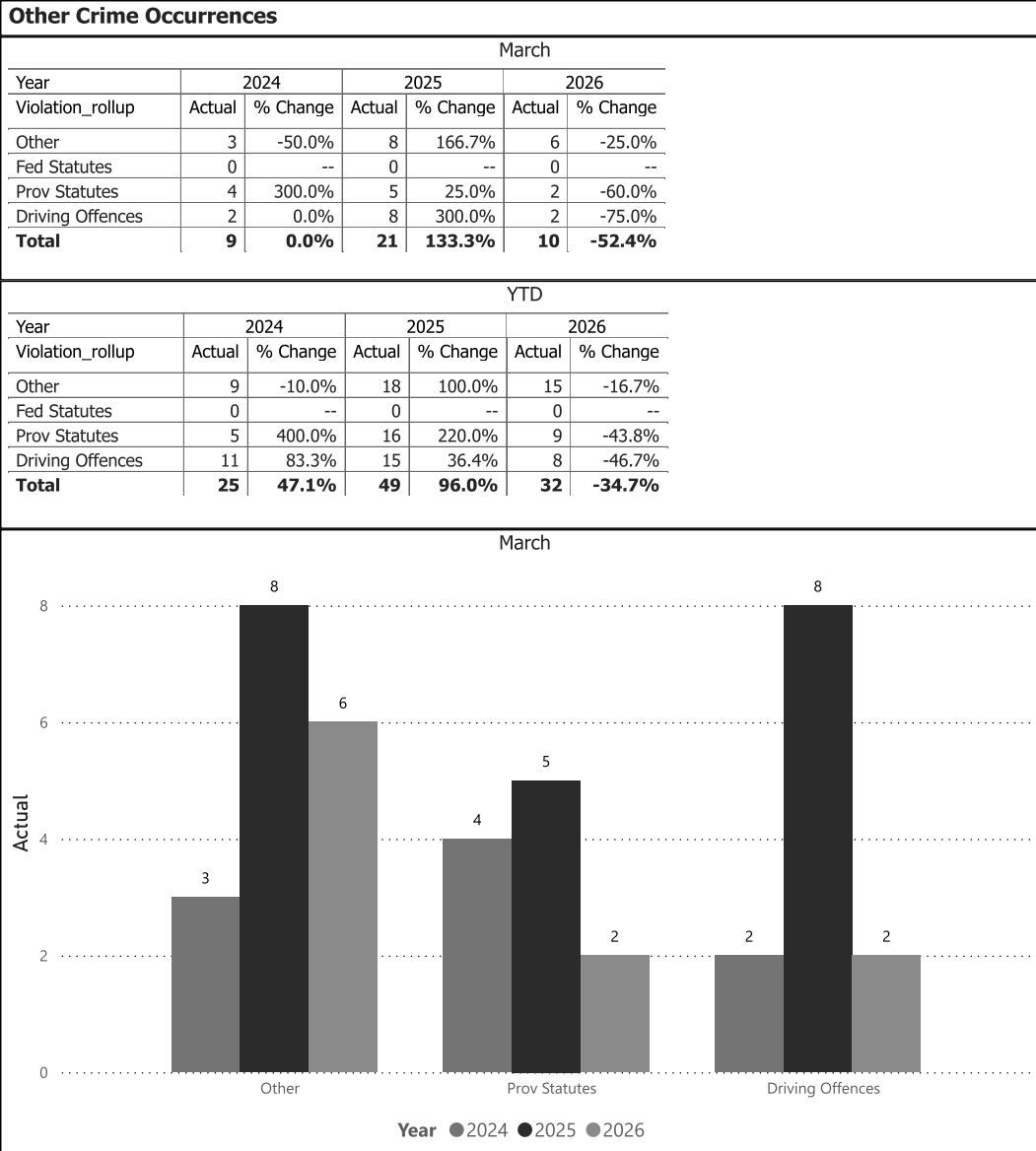
Location code(s): 6E60 - ESSEX

Area(s): ALL

Data source date:
07-Apr-2026

Report Generated on:
07-Apr-2026 11:01:46 AM

**OPP Detachment Board Report
Records Management System
March 2026**



Detachment: 6E - ESSEX COUNTY

Location code(s): 6E60 - ESSEX

Area(s): ALL

Data source date:

07-Apr-2026

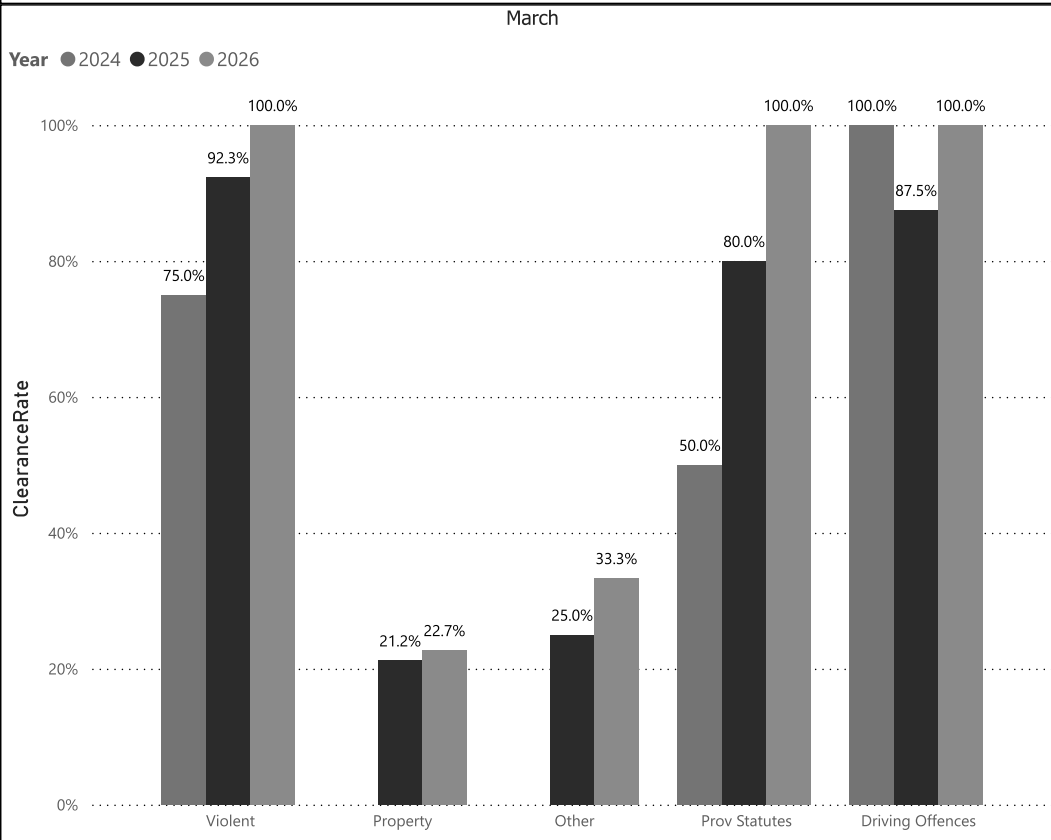
Report Generated on:

07-Apr-2026 11:01:46 AM

**OPP Detachment Board Report
Records Management System
March 2026**

Clearance Rate						
March						
Year	2024		2025		2026	
	%	% Change	%	% Change	%	% Change
Violent	75.0%	31.3%	92.3%	23.1%	100.0%	8.3%
Property	0.0%	-100.0%	21.2%	--	22.7%	7.1%
Other	0.0%	-100.0%	25.0%	--	33.3%	33.3%
Drugs						
Fed Statutes						
Prov Statutes	50.0%	-50.0%	80.0%	60.0%	100.0%	25.0%
Driving Offences	100.0%	0.0%	87.5%	-12.5%	100.0%	14.3%

YTD						
Year	2024		2025		2026	
	%	% Change	%	% Change	%	% Change
Violation_rollup						
Violent	78.3%	0.6%	76.9%	-1.7%	86.4%	12.3%
Property	6.1%	-50.5%	16.0%	163.2%	17.6%	9.5%
Other	33.3%	-33.3%	38.9%	16.7%	40.0%	2.9%
Drugs	0.0%	--		--		
Fed Statutes						
Prov Statutes	60.0%	-40.0%	93.8%	56.3%	100.0%	6.7%
Driving Offences	72.7%	-12.7%	93.3%	28.3%	100.0%	7.1%



Detachment: 6E - ESSEX COUNTY

Location code(s): 6E60 - ESSEX

Area(s): ALL

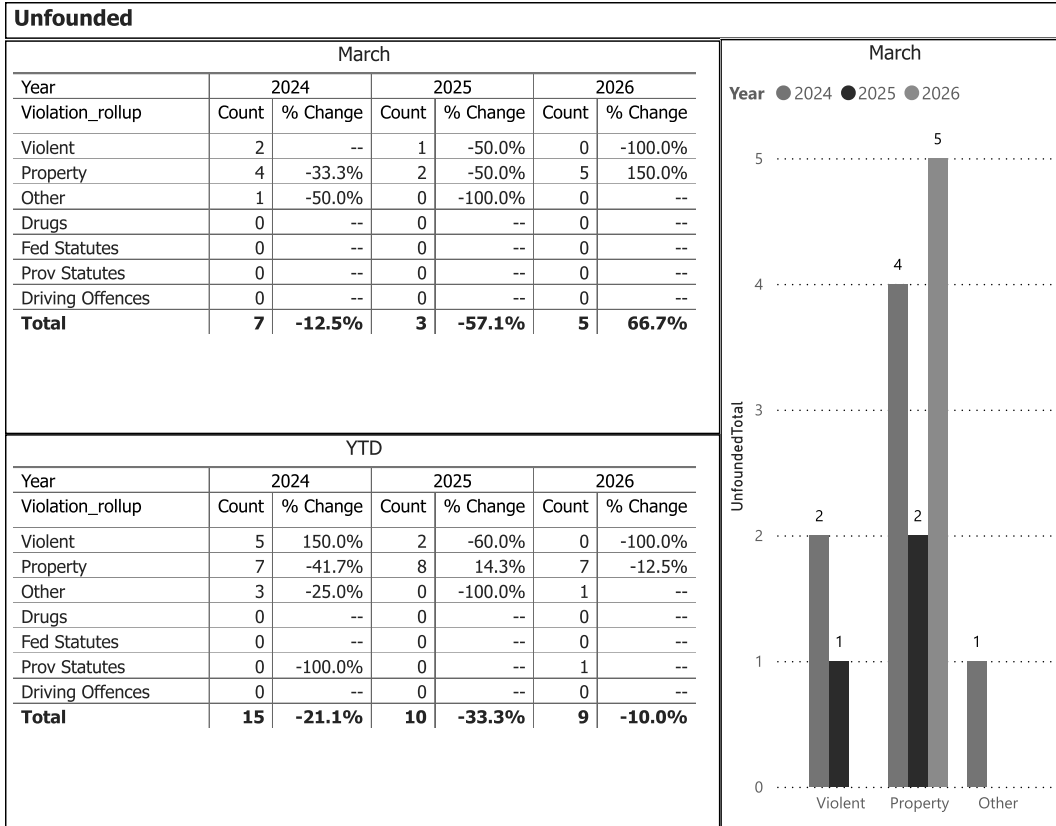
Data source date:

07-Apr-2026

Report Generated on:

07-Apr-2026 11:01:46 AM

**OPP Detachment Board Report
Records Management System
March 2026**



Detachment: 6E - ESSEX COUNTY

Location code(s): 6E60 - ESSEX

Area(s): ALL

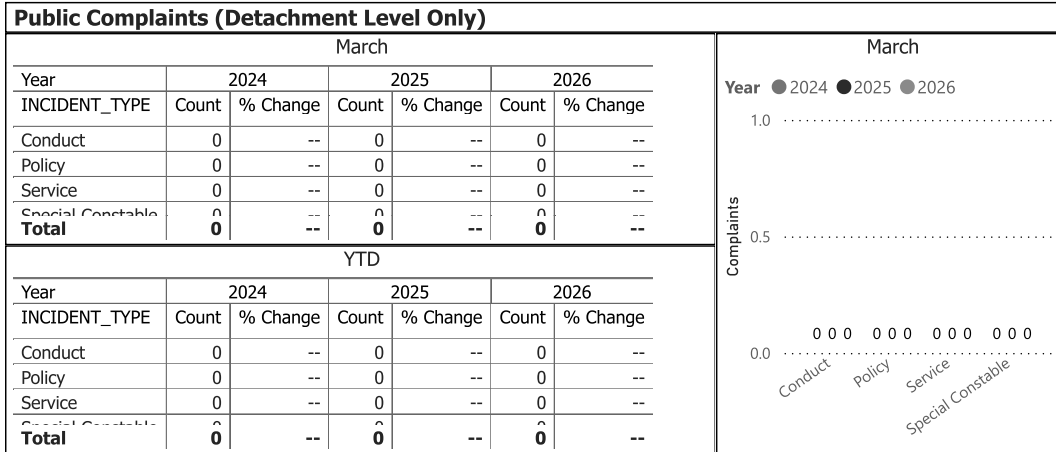
Data source date:

07-Apr-2026

Report Generated on:

07-Apr-2026 11:01:46 AM

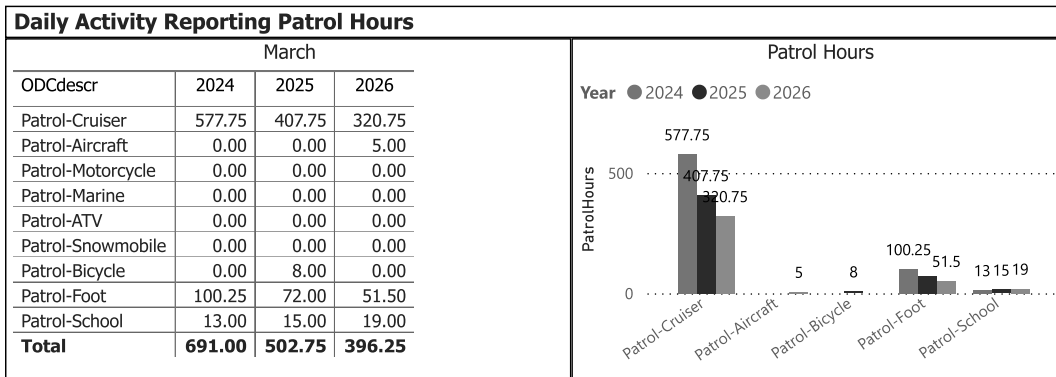
**OPP Detachment Board Report
Records Management System
March 2026**



Data source: RMS Data Feed
Ontario Provincial Police, Professional Standards Bureau Commander Reports - File Manager System

Data source date:
(Blank)

Daily Activity Reporting



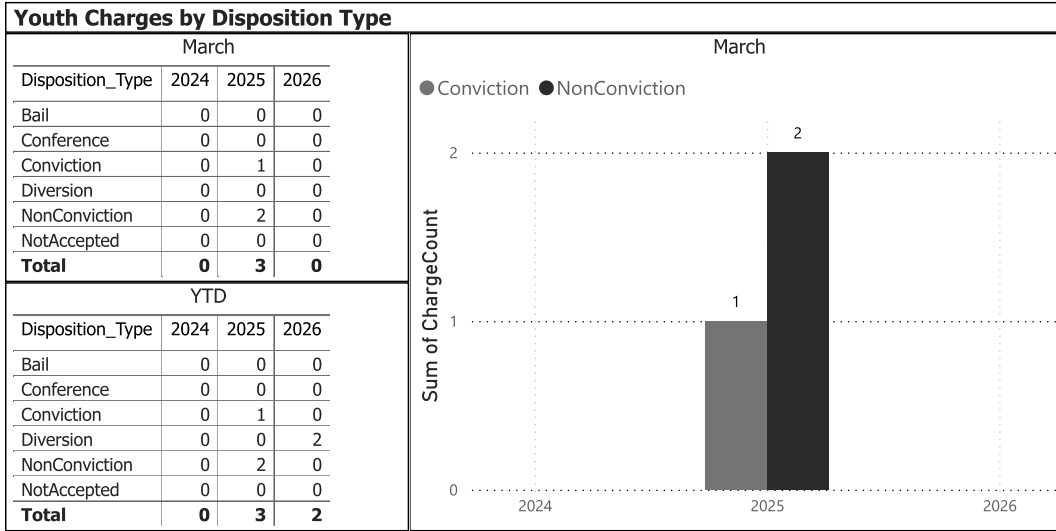
Data source (Daily Activity Reporting System) date:
07-Apr-2026

Detachment: 6E - ESSEX COUNTY
Location code(s): 6E60 - ESSEX

Data source date:
(Blank)

Report Generated on:
07-Apr-2026 11:01:46 AM

**OPP Detachment Board Report
Records Management System
March 2026**



Youth Charges by Disposition and Occurrence Type		
March		
Year	2026	Total
OccType		
Total		0

YTD						
Year	2026					Total
OccType	Bail	Conviction	Diversion	NonConviction	NotAccepted	
Assault	0	0	1	0	0	1
Sexual assault		0	1	0	0	1
Total	0	0	2	0	0	2

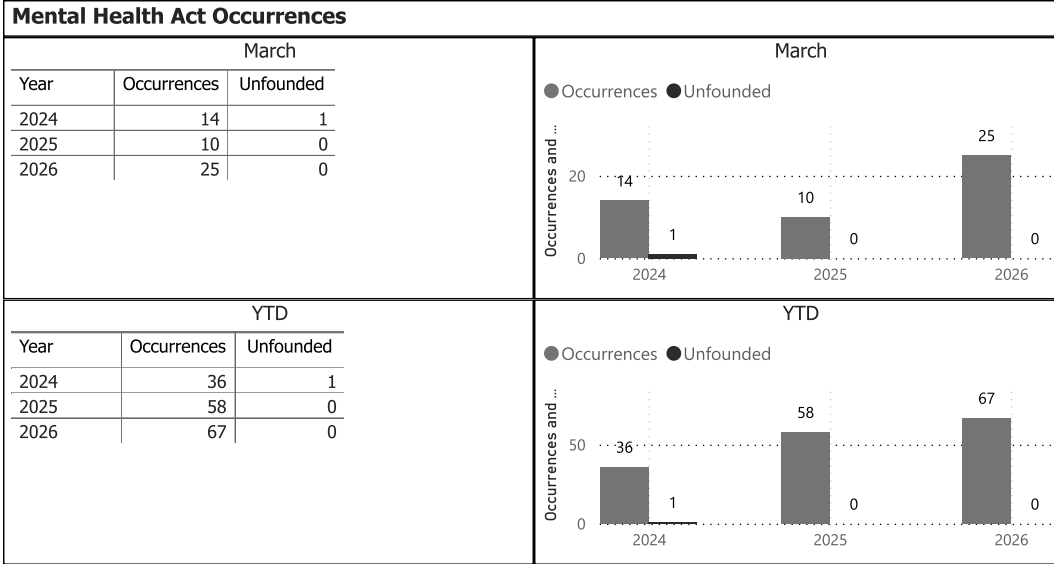
The tables and chart on this page present summarized youth charges by disposition and occurrence type that have been recorded in the OPP Niche RMS application. Of note... the Niche data sourced for this report page only lists youth charges that have had a disposition type entered against them. Therefore, please be aware that the counts of youth charges entries on this report page are under stating the potential sum of youth charges that are in OPP Niche RMS.

Detachment: 6E - ESSEX COUNTY
Location code(s): 6E60 - ESSEX

Area(s): ALL
Data source date:
07-Apr-2026

Report Generated on:
07-Apr-2026 11:24:15 AM

**OPP Detachment Board Report
Records Management System
March 2026**



Mental Health Act Occurrences by Occurrence Type

March		
Year	2026	
OccurrenceType	Occurrences	Unfounded
Attempt or threat of suicide	1	0
Duplicate occurrence	1	0
Family dispute	1	0
Mental health act	21	0
Person Well-Being Check	1	0
Total	25	0

Detachment: 6E - ESSEX COUNTY

Location code(s): 6E60 - ESSEX

Area(s): ALL

Data source date:
07-Apr-2026

Report Generated on:
07-Apr-2026 11:01:46 AM

**OPP Detachment Board Report
Records Management System
March 2026**

Overdose Occurrences							
March				YTD			
Fatal	2024	2025	2026	Fatal	2024	2025	2026
<input type="checkbox"/> Fatal	0	0	0	<input type="checkbox"/> Fatal	1	0	1
non-opioid overdose	0	0	0	non-opioid overdose	0	0	1
opioid overdose	0	0	0	opioid overdose	1	0	0
<input type="checkbox"/> non-Fatal	0	0	1	<input type="checkbox"/> non-Fatal	1	1	1
non-opioid overdose	0	0	0	non-opioid overdose	0	0	0
opioid overdose	0	0	1	opioid overdose	1	1	1
Total	0	0	1	Total	2	1	2

Fatal Overdose Occurrences		Non-Fatal Overdose Occurrences	
March		March	
<p>● non-opioid overdose ● opioid overdose</p>		<p>● non-opioid overdose ● opioid overdose</p>	

Detachment: 6E - ESSEX COUNTY

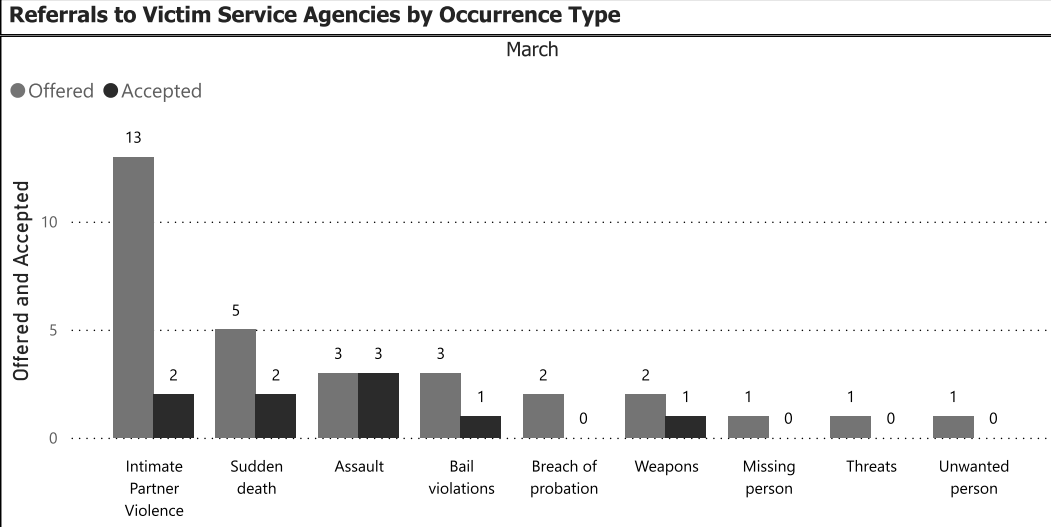
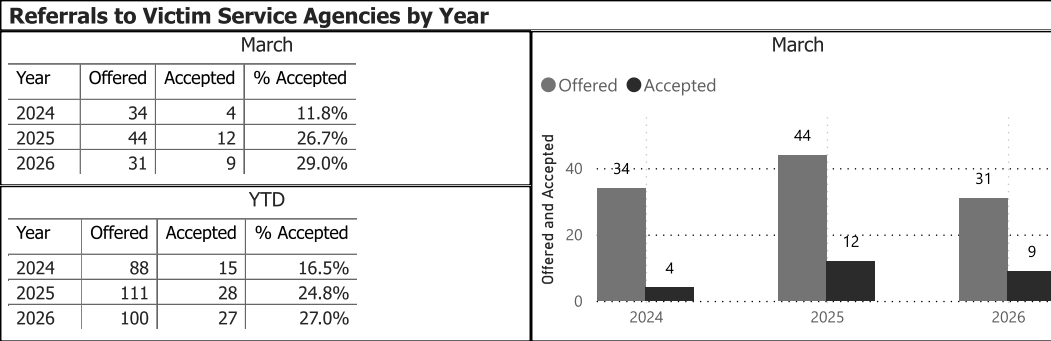
Location code(s): 6E60 - ESSEX

Area(s): ALL

Data source date:
07-Apr-2026

Report Generated on:
07-Apr-2026 11:01:46 AM

**OPP Detachment Board Report
Records Management System
March 2026**



Referrals Accepted (%) by Age Group

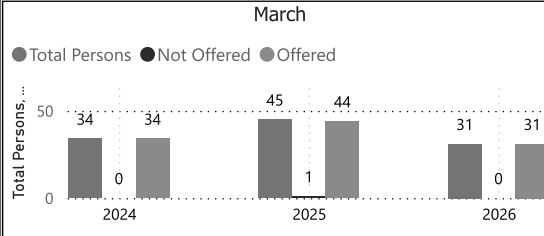
March			
PersonAgeRange	2024	2025	2026
	7.1%		
11 - 16		100.0%	100.0%
17 - 25	0.0%	50.0%	28.6%
26 - 45	25.0%	32.0%	12.5%
46 - 65	100.0%	9.1%	30.0%
Over 65		25.0%	40.0%
Under 6		0.0%	

Referrals Not Offered

March			
ServicesNotOfferedReason	2024	2025	2026
	0	0	0
	0	0	0
Victim deceased or unable to respond	0	1	0
Victim resides outside Ontario	0	0	0

YTD			
PersonAgeRange	2024	2025	2026
	7.8%		
11 - 16		66.7%	37.5%
17 - 25	0.0%	16.7%	33.3%
26 - 45	57.1%	27.0%	30.6%
46 - 65	80.0%	17.2%	21.4%
Over 65		30.0%	20.0%
Under 6	100.0%	0.0%	0.0%

YTD			
ServicesNotOfferedReason	2024	2025	2026
	0	0	0
	0	0	0
Victim deceased or unable to respond	1	2	0
Victim resides outside Ontario	2	0	0



Detachment: 6E - ESSEX COUNTY

Location code(s): 6E60 - ESSEX

Area(s): ALL

Data source date:
07-Apr-2026

Report Generated on:
07-Apr-2026 11:01:46 AM



Windsor & Essex County Crime Stoppers

Police Coordinator Report

March 1st to March 31st, 2026

Overview

Crime Stoppers exists to provide a means for the public to pass along anonymous information that assists in solving crimes, recovering stolen property, seizing illegal drugs, and locating those for whom there is an outstanding warrant of arrest. Locally, the program is operated jointly as Windsor & Essex County Crime Stoppers and has the responsibility to receive and disseminate information to all law enforcement agencies within Essex County.

AM800

Bell Media is currently restructuring their workforce and programming process. As such, the weekly Crime Stoppers segment has been temporarily paused. We would like to thank former AM800 employees Sloane Cummings and Scott Chidwick for including Crime Stoppers in their weekly programming schedule and wish them luck with their future endeavors.

Social Media

Sustained daily maintenance and management of Windsor & Essex County Crime Stoppers social media platforms such as Facebook and Instagram posts and Crime Stoppers Catchcrooks Website.

This statistical report is reflective of March 1st to March 31st, 2026.

Crime Stoppers tip information was distributed to the following agencies during this period:

- Windsor Police Service.
- Windsor Police Service Amherstburg Detachment.
- Ontario Provincial Police.
- LaSalle Police Service.
- Ministry of Revenue and Finance.
- Windsor & Essex County Health Unit- Tobacco Enforcement.
- Canada Border Services Agency.
- Repeat Offender Parole Enforcement.
- Windsor Police Criminal Intelligence Unit – Cannabis Enforcement.

Attached documents include:

Police Coordinators Report.

Monthly Statistical Report.

Tip Summary Report.

This Report was Prepared By:

Constable Rick Surette – Ontario Provincial Police.

Constable Jamie Fummerton – Windsor Police Service.

TOTAL POPULATION REPRESENTED – 422,630 (2021 CENSUS).

POPULATION (CITY) – 229,660.

POPULATION (COUNTY) – 136,725.

POPULATION (LASALLE) – 32,721.

POPULATION (AMHERSTBURG) – 23,524.



Windsor - Essex County Crime Stoppers - Statistical Report

Filter Date: March 2026 Run Date: 2026/04/01

Statistic	Jan	Feb	Mar	Apr	May	Jun	Jul	Aug	Sep	Oct	Nov	Dec
Tips Received	137	193	171	0	0	0	0	0	0	0	0	0
Tip Follow-ups	77	141	152	0	0	0	0	0	0	0	0	0
Arrests	15	9	12	0	0	0	0	0	0	0	0	0
Cases Cleared	12	16	24	0	0	0	0	0	0	0	0	0
Charges Laid	28	28	53	0	0	0	0	0	0	0	0	0
Fugitives	0	0	0	0	0	0	0	0	0	0	0	0
Administrative Discipline	0	0	0	0	0	0	0	0	0	0	0	0
# of Rewards Approved	3	10	21	0	0	0	0	0	0	0	0	0
Rewards Approved	\$900	\$900	\$2,850	\$0	\$0	\$0	\$0	\$0	\$0	\$0	\$0	\$0
# of Rewards Paid	2	1	3	0	0	0	0	0	0	0	0	0
Rewards Paid	\$600	\$300	\$1,100	\$0	\$0	\$0	\$0	\$0	\$0	\$0	\$0	\$0
# of Weapons Recovered	0	0	5	0	0	0	0	0	0	0	0	0
# of Vehicles Recovered	0	1	0	0	0	0	0	0	0	0	0	0
Property Recovered	\$0	\$8,700	\$492	\$0	\$0	\$0	\$0	\$0	\$0	\$0	\$0	\$0
Cash Recovered	\$7,000	\$2,068	\$314,000	\$0	\$0	\$0	\$0	\$0	\$0	\$0	\$0	\$0
Drugs Seized	\$3,800	\$3,100	\$132,865	\$0	\$0	\$0	\$0	\$0	\$0	\$0	\$0	\$0
Total Recovered	\$10,800	\$13,868	\$447,357	\$0	\$0	\$0	\$0	\$0	\$0	\$0	\$0	\$0

Statistic	Q1	Q2	Q3	Q4	YTD	SI
Tips Received	501	0	0	0	501	65,551
Tip Follow-ups	370	0	0	0	370	24,531
Calls Received	0	0	0	0	0	3,138
Arrests	36	0	0	0	36	7,291

Cases Cleared	52	0	0	0	52	10,688
Charges Laid	109	0	0	0	109	10,886
Fugitives	0	0	0	0	0	625
Administrative Discipline	0	0	0	0	0	3
# of Rewards Approved	34	0	0	0	34	2,043
Rewards Approved	\$4,650	\$0	\$0	\$0	\$4,650	\$1,300,785
# of Rewards Paid	6	0	0	0	6	999
Rewards Paid	\$2,000	\$0	\$0	\$0	\$2,000	\$842,652
# of Weapons Recovered	5	0	0	0	5	572
# of Vehicles Recovered	1	0	0	0	1	39
Property Recovered	\$9,192	\$0	\$0	\$0	\$9,192	\$13,821,745
Cash Recovered	\$323,068	\$0	\$0	\$0	\$323,068	\$986,701
Drugs Seized	\$139,765	\$0	\$0	\$0	\$139,765	\$121,352,250
Total Recovered	\$472,025	\$0	\$0	\$0	\$472,025	\$136,160,696

Windsor - Essex County Crime Stoppers Tip Summary Report

Created Date: 2026/03/01 to 2026/03/31

Offense Type	Count
Animal Cruelty	0
Arson	2
Assault	8
Attempt Murder	0
Breach of Condition	4
Break and Enter	3
By Law	1
Child Abuse	0
COVID-19	0
Cybercrime	1
Disqualified Driving	0
Drugs	43
Elder Abuse	1
Fraud	11
Highway Traffic Act	6
Hit and Run / Fail to Remain	1
Homicide	3
Human Smuggling	0
Human Trafficking	3
Illegal Cigarettes	1
Immigration	0

Impaired Driver	2
Indecent Act	0
Liquor (sales to minors, sales without licence)	0
Mischief	1
Missing Person	0
Motor Vehicle Collision	0
Possession of Stolen Property	3
Prostitution/Morality	2
Repeat Impaired Driver	2
Robbery	2
Sexual Assault	1
Stolen Vehicle	0
Suspended Driver	0
Suspicious Activity	9
Terrorism	0
Test Tip	0
Theft	29
Threats	1
Warrant	8
Weapons	9
<i>Other</i>	17
<i>Unknown</i>	1
Total	175

