

Ontario Provincial Police Detachment Board Report



Town of Essex

February 2026

1 - Collisions

2 - Fatalities

3 - Charges

4 - Warnings

5 - Violent Crime

6 - Property Crime

7 - Drug Crime

8 - Other Crime

9 - Clearance Rate

10 - Unfounded

11 - Complaints

12 - Youth Charges

13 - MHA

14 - Overdose

15 - Victim Service

**OPP Detachment Board Report
Collision Reporting System
February 2026**

| Motor Vehicle Collisions by Type | | | | | | |
|---|-----------|-------------|-----------|--------------|-----------|---------------|
| February | | | | | | |
| Year | 2024 | | 2025 | | 2026 | |
| CollisionType | Incidents | % Change | Incidents | % Change | Incidents | % Change |
| Fatal Injury | 0 | -- | 0 | -- | 0 | -- |
| Non-Fatal Injury | 1 | 0.0% | 1 | 0.0% | 3 | 200.0% |
| Property Damage Only | 17 | 6.3% | 29 | 70.6% | 19 | -34.5% |
| Total | 18 | 5.9% | 30 | 66.7% | 22 | -26.7% |

| YTD | | | | | | |
|----------------------|-----------|--------------|-----------|-------------|-----------|---------------|
| Year | 2024 | | 2025 | | 2026 | |
| CollisionType | Incidents | % Change | Incidents | % Change | Incidents | % Change |
| Fatal Injury | 0 | -- | 0 | -- | 0 | -- |
| Non-Fatal Injury | 3 | 0.0% | 5 | 66.7% | 6 | 20.0% |
| Property Damage Only | 50 | 56.3% | 51 | 2.0% | 37 | -27.5% |
| Total | 53 | 51.4% | 56 | 5.7% | 43 | -23.2% |

| Year | Fatal Injury | Non-Fatal Injury | Property Damage Only |
|------|--------------|------------------|----------------------|
| 2024 | 0 | 1 | 17 |
| 2025 | 0 | 1 | 29 |
| 2026 | 0 | 3 | 19 |

Data source (Collision Reporting System) date:
04-Mar-2026

Detachment: 6E - ESSEX COUNTY
Location code(s): 6E60 - ESSEX

Area(s): ALL
Data source date:
04-Mar-2026

Report Generated on:
04-Mar-2026 12:46:33 PM

**OPP Detachment Board Report
Collision Reporting System
February 2026**

Fatalities in Detachment Area - Incidents

| February | | | | | | | | | |
|----------|---------------|-----------|----------|------------------------|-----------|----------|------------------|-----------|----------|
| Type | Motor Vehicle | | | Motorized Snow Vehicle | | | Off-Road Vehicle | | |
| Year | Alcohol/Drugs | Incidents | % Change | Alcohol/Drugs | Incidents | % Change | Alcohol/Drugs | Incidents | % Change |
| 2024 | 0 | 0 | -- | 0 | 0 | -- | 0 | 0 | -- |
| 2025 | 0 | 0 | -- | 0 | 0 | -- | 0 | 0 | -- |
| 2026 | 0 | 0 | -- | 0 | 0 | -- | 0 | 0 | -- |

| YTD | | | | | | | | | |
|------|---------------|-----------|----------|------------------------|-----------|----------|------------------|-----------|----------|
| Type | Motor Vehicle | | | Motorized Snow Vehicle | | | Off-Road Vehicle | | |
| Year | Alcohol/Drugs | Incidents | % Change | Alcohol/Drugs | Incidents | % Change | Alcohol/Drugs | Incidents | % Change |
| 2024 | 0 | 0 | -- | 0 | 0 | -- | 0 | 0 | -- |
| 2025 | 0 | 0 | -- | 0 | 0 | -- | 0 | 0 | -- |
| 2026 | 0 | 0 | -- | 0 | 0 | -- | 0 | 0 | -- |


Fatalities in Detachment Area - Persons Killed

| February | | | | | | |
|----------|----------------|----------|------------------------|----------|------------------|----------|
| Type | Motor Vehicle | | Motorized Snow Vehicle | | Off-Road Vehicle | |
| Year | Persons Killed | % Change | Persons Killed | % Change | Persons Killed | % Change |
| 2024 | 0 | -- | 0 | -- | 0 | -- |
| 2025 | 0 | -- | 0 | -- | 0 | -- |
| 2026 | 0 | -- | 0 | -- | 0 | -- |

| YTD | | | | | | |
|------|----------------|----------|------------------------|----------|------------------|----------|
| Type | Motor Vehicle | | Motorized Snow Vehicle | | Off-Road Vehicle | |
| Year | Persons Killed | % Change | Persons Killed | % Change | Persons Killed | % Change |
| 2024 | 0 | -- | 0 | -- | 0 | -- |
| 2025 | 0 | -- | 0 | -- | 0 | -- |
| 2026 | 0 | -- | 0 | -- | 0 | -- |

Primary Causal Factors in Fatal Motor Vehicle Collisions

| | February | | | YTD | | |
|------------------------|----------|------|------|------|------|------|
| | 2024 | 2025 | 2026 | 2024 | 2025 | 2026 |
| Speeding | 0 | 0 | 0 | 0 | 0 | 0 |
| Speeding % Change | -- | -- | -- | -- | -- | -- |
| Distracted | 0 | 0 | 0 | 0 | 0 | 0 |
| Distracted % Change | -- | -- | -- | -- | -- | -- |
| Alcohol/Drugs | 0 | 0 | 0 | 0 | 0 | 0 |
| Alcohol/Drugs % Change | -- | -- | -- | -- | -- | -- |
| Wildlife | 0 | 0 | 0 | 0 | 0 | 0 |
| Wildlife % Change | -- | -- | -- | -- | -- | -- |
| NoSeatbelt | 0 | 0 | 0 | 0 | 0 | 0 |
| NoSeatbelt YoY% | -- | -- | -- | -- | -- | -- |



Data source (Collision Reporting System) date:
04-Mar-2026

Detachment: 6E - ESSEX COUNTY
Location code(s): 6E60 - ESSEX

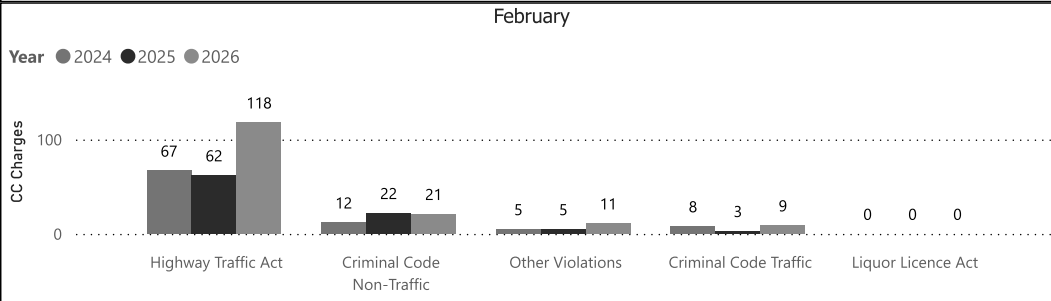
Area(s): ALL
Data source date:
04-Mar-2026

Report Generated on:
04-Mar-2026 12:46:33 PM

**OPP Detachment Board Report
Records Management System
February 2026**

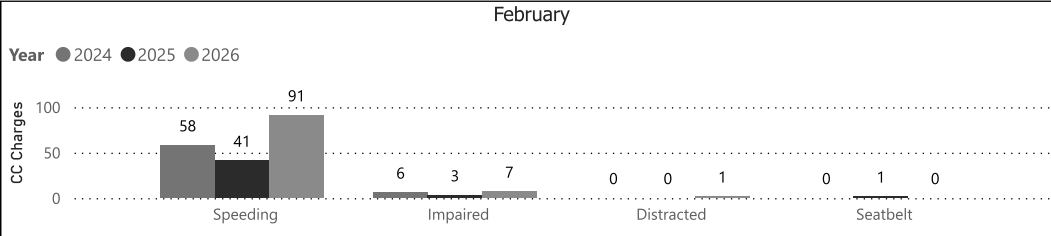
| Criminal Code and Provincial Statute Charges Laid | | | | | | |
|---|---------------|---------------|---------------|-------------|---------------|--------------|
| February | | | | | | |
| Year | 2024 | | 2025 | | 2026 | |
| ChargeCategory1 | Offence Count | % Change | Offence Count | % Change | Offence Count | % Change |
| Criminal Code Non-Traffic | 12 | 50.0% | 22 | 83.3% | 21 | -4.5% |
| Criminal Code Traffic | 8 | 166.7% | 3 | -62.5% | 9 | 200.0% |
| Highway Traffic Act | 67 | 179.2% | 62 | -7.5% | 118 | 90.3% |
| Liquor Licence Act | 0 | -- | 0 | -- | 0 | -- |
| Other Violations | 5 | -- | 5 | 0.0% | 11 | 120.0% |
| Total | 92 | 162.9% | 92 | 0.0% | 159 | 72.8% |

| YTD | | | | | | |
|---------------------------|---------------|---------------|---------------|--------------|---------------|--------------|
| Year | 2024 | | 2025 | | 2026 | |
| ChargeCategory1 | Offence Count | % Change | Offence Count | % Change | Offence Count | % Change |
| Criminal Code Non-Traffic | 28 | -30.0% | 40 | 42.9% | 44 | 10.0% |
| Criminal Code Traffic | 14 | 250.0% | 10 | -28.6% | 19 | 90.0% |
| Highway Traffic Act | 120 | 224.3% | 146 | 21.7% | 245 | 67.8% |
| Liquor Licence Act | 1 | -- | 4 | 300.0% | 2 | -50.0% |
| Other Violations | 15 | 400.0% | 9 | -40.0% | 31 | 244.4% |
| Total | 178 | 111.9% | 209 | 17.4% | 341 | 63.2% |



| Traffic Related Charges | | | | | | |
|-------------------------|---------------|----------|---------------|----------|---------------|----------|
| February | | | | | | |
| Year | 2024 | | 2025 | | 2026 | |
| ChargeCategory2 | Offence Count | % Change | Offence Count | % Change | Offence Count | % Change |
| Speeding | 58 | 314.3% | 41 | -29.3% | 91 | 122.0% |
| Seatbelt | 0 | -- | 1 | -- | 0 | -100.0% |
| Impaired | 6 | 200.0% | 3 | -50.0% | 7 | 133.3% |
| Distracted | 0 | -- | 0 | -- | 1 | -- |

| YTD | | | | | | |
|-----------------|---------------|----------|---------------|----------|---------------|----------|
| Year | 2024 | | 2025 | | 2026 | |
| ChargeCategory2 | Offence Count | % Change | Offence Count | % Change | Offence Count | % Change |
| Speeding | 73 | 329.4% | 94 | 28.8% | 175 | 86.2% |
| Seatbelt | 0 | -100.0% | 2 | -- | 1 | -50.0% |
| Impaired | 12 | 300.0% | 7 | -41.7% | 15 | 114.3% |
| Distracted | 0 | -- | 1 | -- | 1 | 0.0% |



Detachment: 6E - ESSEX COUNTY

Location code(s): 6E60 - ESSEX

Area(s): ALL

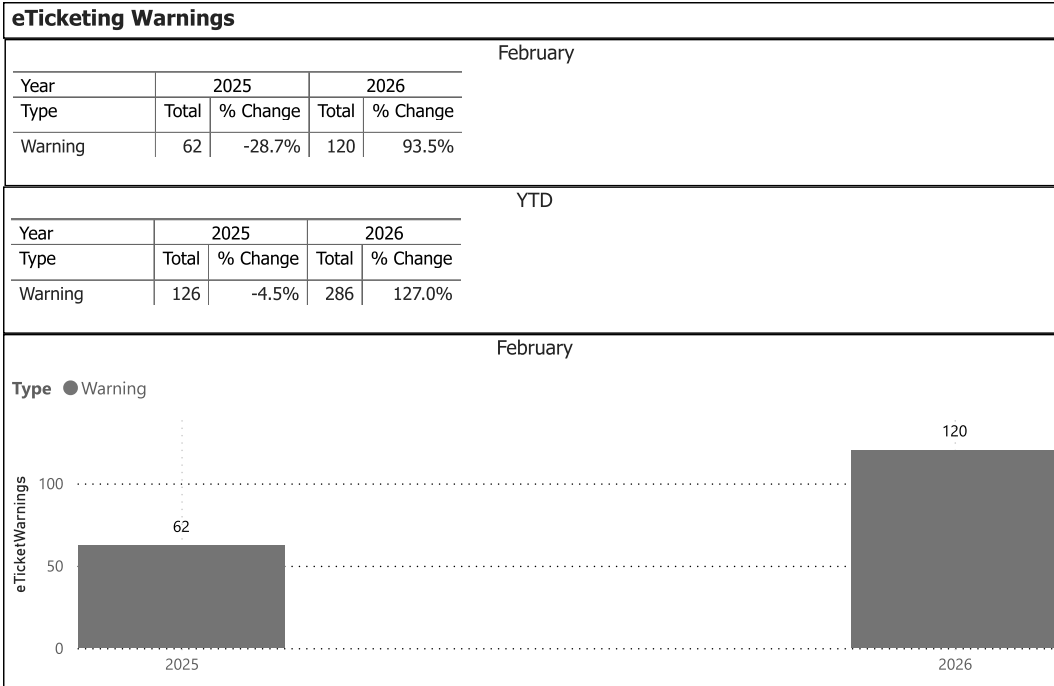
Data source date:

4-Mar-26

Report Generated on:

04-Mar-2026 12:46:33 PM

**OPP Detachment Board Report
Records Management System
February 2026**



Note: The eTicketing system was not fully implemented until the end of 2022, therefore data is only available beginning in 2023. % Change in 2023 may appear higher in this report due to the incomplete 2022 data.

Detachment: 6E - ESSEX COUNTY

Location code(s): 6E60 - ESSEX

Area(s): ALL

Data source date:

4-Mar-26

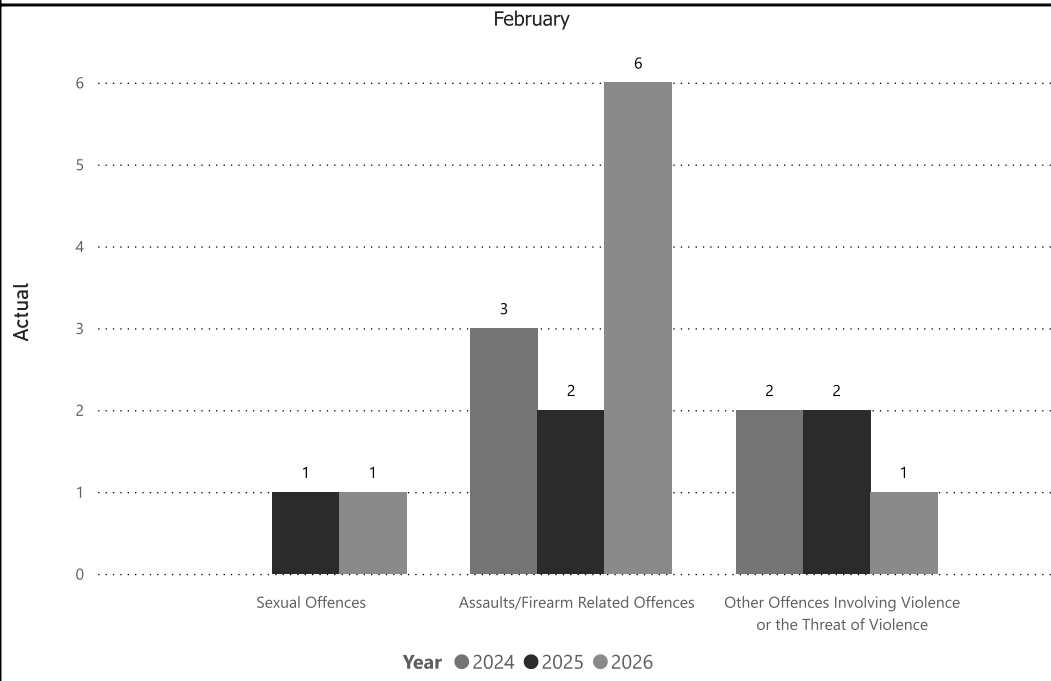
Report Generated on:

04-Mar-2026 12:48:03 PM

**OPP Detachment Board Report
Records Management System
February 2026**

| Violent Crime | | | | | | |
|---|----------|--------------|----------|-------------|----------|--------------|
| February | | | | | | |
| Year | 2024 | | 2025 | | 2026 | |
| ViolationGrp | Actual | % Change | Actual | % Change | Actual | % Change |
| Homicides | 0 | -- | 0 | -- | 0 | -- |
| Other Offences Causing Death | 0 | -- | 0 | -- | 0 | -- |
| Attempted Murder | 0 | -- | 0 | -- | 0 | -- |
| Sexual Offences | 0 | -100.0% | 1 | -- | 1 | 0.0% |
| Assaults/Firearm Related Offences | 3 | 50.0% | 2 | -33.3% | 6 | 200.0% |
| Offences Resulting in the Deprivation of Freedom | 0 | -- | 0 | -- | 0 | -- |
| Robbery | 0 | -- | 0 | -- | 0 | -- |
| Other Offences Involving Violence or the Threat of Violence | 2 | -- | 2 | 0.0% | 1 | -50.0% |
| Offences in Relation to Sexual Services | 0 | -- | 0 | -- | 0 | -- |
| Total | 5 | 25.0% | 5 | 0.0% | 8 | 60.0% |

| YTD | | | | | | |
|---|-----------|--------------|-----------|---------------|-----------|--------------|
| Year | 2024 | | 2025 | | 2026 | |
| ViolationGrp | Actual | % Change | Actual | % Change | Actual | % Change |
| Homicides | 0 | -- | 0 | -- | 0 | -- |
| Other Offences Causing Death | 0 | -- | 0 | -- | 0 | -- |
| Attempted Murder | 0 | -- | 0 | -- | 0 | -- |
| Sexual Offences | 3 | 0.0% | 1 | -66.7% | 3 | 200.0% |
| Assaults/Firearm Related Offences | 7 | 75.0% | 9 | 28.6% | 11 | 22.2% |
| Offences Resulting in the Deprivation of Freedom | 0 | -- | 0 | -- | 0 | -- |
| Robbery | 0 | -- | 0 | -- | 0 | -- |
| Other Offences Involving Violence or the Threat of Violence | 5 | 25.0% | 3 | -40.0% | 2 | -33.3% |
| Offences in Relation to Sexual Services | 0 | -- | 0 | -- | 0 | -- |
| Total | 15 | 36.4% | 13 | -13.3% | 16 | 23.1% |



Detachment: 6E - ESSEX COUNTY

Location code(s): 6E60 - ESSEX

Area(s): ALL

Data source date:
04-Mar-2026

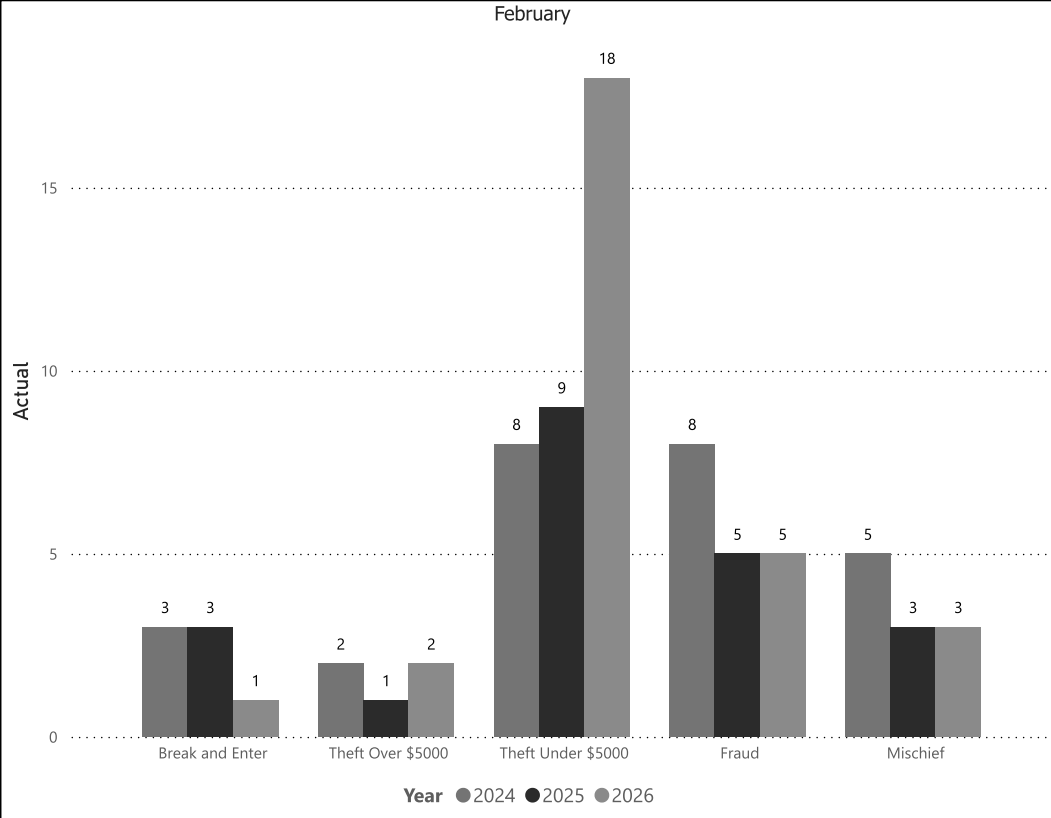
Report Generated on:
04-Mar-2026 12:46:33 PM

**OPP Detachment Board Report
Records Management System
February 2026**

Property Crime

| February | | | | | | |
|-------------------------------------|-----------|--------------|-----------|---------------|-----------|--------------|
| Year | 2024 | | 2025 | | 2026 | |
| ViolationGrp | Actual | % Change | Actual | % Change | Actual | % Change |
| Arson | 0 | -- | 0 | -- | 0 | -- |
| Break and Enter | 3 | 200.0% | 3 | 0.0% | 1 | -66.7% |
| Theft Over \$5000 | 2 | 100.0% | 1 | -50.0% | 2 | 100.0% |
| Theft Under \$5000 | 8 | 33.3% | 9 | 12.5% | 18 | 100.0% |
| Possession/Trafficking Stolen Goods | 0 | -- | 0 | -- | 0 | -- |
| Fraud | 8 | -50.0% | 5 | -37.5% | 5 | 0.0% |
| Mischief | 5 | 66.7% | 3 | -40.0% | 3 | 0.0% |
| Total | 26 | -3.7% | 21 | -19.2% | 29 | 38.1% |

| YTD | | | | | | |
|-------------------------------------|-----------|--------------|-----------|---------------|-----------|--------------|
| Year | 2024 | | 2025 | | 2026 | |
| ViolationGrp | Actual | % Change | Actual | % Change | Actual | % Change |
| Arson | 0 | -- | 0 | -- | 0 | -- |
| Break and Enter | 8 | 300.0% | 4 | -50.0% | 2 | -50.0% |
| Theft Over \$5000 | 10 | 233.3% | 2 | -80.0% | 2 | 0.0% |
| Theft Under \$5000 | 12 | -7.7% | 18 | 50.0% | 21 | 16.7% |
| Possession/Trafficking Stolen Goods | 2 | -- | 0 | -100.0% | 0 | -- |
| Fraud | 17 | -19.0% | 14 | -17.6% | 10 | -28.6% |
| Mischief | 6 | 0.0% | 10 | 66.7% | 10 | 0.0% |
| Total | 55 | 22.2% | 48 | -12.7% | 45 | -6.3% |



Detachment: 6E - ESSEX COUNTY

Location code(s): 6E60 - ESSEX

Area(s): ALL

Data source date:

04-Mar-2026

Report Generated on:

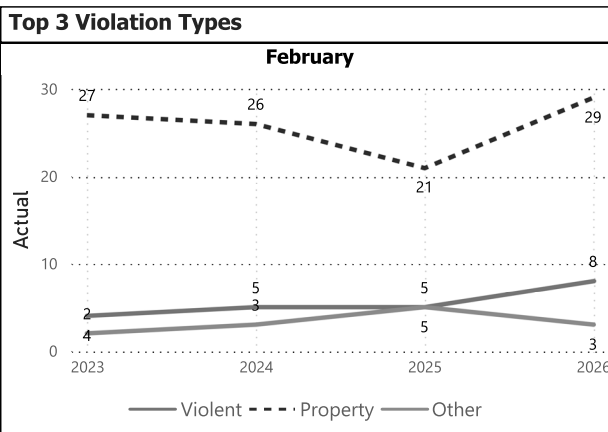
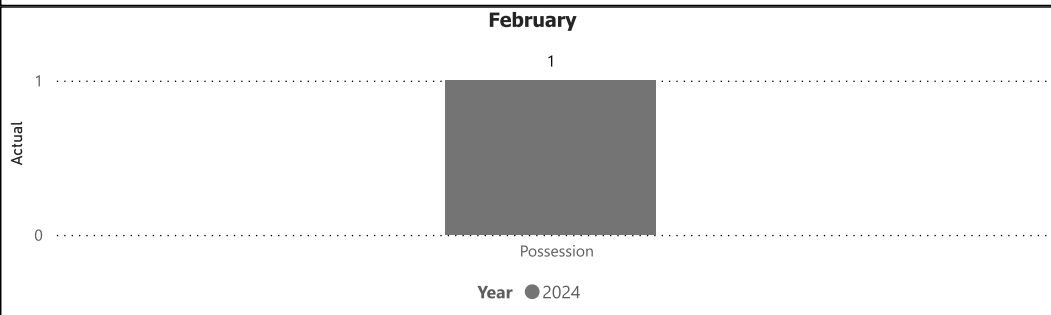
04-Mar-2026 12:46:33 PM

**OPP Detachment Board Report
Records Management System
February 2026**

Drug Crime

| February | | | | | | |
|------------------------------------|----------|-----------|----------|----------------|----------|-----------|
| Year | 2024 | | 2025 | | 2026 | |
| ViolationGrp | Actual | % Change | Actual | % Change | Actual | % Change |
| Possession | 1 | -- | 0 | -100.0% | 0 | -- |
| Trafficking | 0 | -- | 0 | -- | 0 | -- |
| Importation & Production | 0 | -- | 0 | -- | 0 | -- |
| Cannabis Possession | 0 | -- | 0 | -- | 0 | -- |
| Cannabis Distribution | 0 | -- | 0 | -- | 0 | -- |
| Cannabis Sale | 0 | -- | 0 | -- | 0 | -- |
| Cannabis Importation & Exportation | 0 | -- | 0 | -- | 0 | -- |
| Cannabis Production | 0 | -- | 0 | -- | 0 | -- |
| Other Cannabis Violations | 0 | -- | 0 | -- | 0 | -- |
| Total | 1 | -- | 0 | -100.0% | 0 | -- |

| YTD | | | | | | |
|------------------------------------|----------|-----------|----------|----------------|----------|-----------|
| Year | 2024 | | 2025 | | 2026 | |
| ViolationGrp | Actual | % Change | Actual | % Change | Actual | % Change |
| Possession | 1 | -- | 0 | -100.0% | 0 | -- |
| Trafficking | 0 | -- | 0 | -- | 0 | -- |
| Importation & Production | 0 | -- | 0 | -- | 0 | -- |
| Cannabis Possession | 0 | -- | 0 | -- | 0 | -- |
| Cannabis Distribution | 0 | -- | 0 | -- | 0 | -- |
| Cannabis Sale | 0 | -- | 0 | -- | 0 | -- |
| Cannabis Importation & Exportation | 0 | -- | 0 | -- | 0 | -- |
| Cannabis Production | 0 | -- | 0 | -- | 0 | -- |
| Other Cannabis Violations | 0 | -- | 0 | -- | 0 | -- |
| Total | 1 | -- | 0 | -100.0% | 0 | -- |



| Top 5 Violation Groups | | | | | |
|-----------------------------------|------|------|------|------|-----------|
| February | | | | | |
| ViolationGrp | 2023 | 2024 | 2025 | 2026 | Total |
| Theft Under \$5000 | 6 | 8 | 9 | 18 | 41 |
| Fraud | 16 | 8 | 5 | 5 | 34 |
| Mischief | 3 | 5 | 3 | 3 | 14 |
| Assaults/Firearm Related Offences | 2 | 3 | 2 | 6 | 13 |
| Break and Enter | 1 | 3 | 3 | 1 | 8 |
| Failure to Comply | 2 | 2 | 2 | 2 | 8 |

Detachment: 6E - ESSEX COUNTY

Location code(s): 6E60 - ESSEX

Area(s): ALL

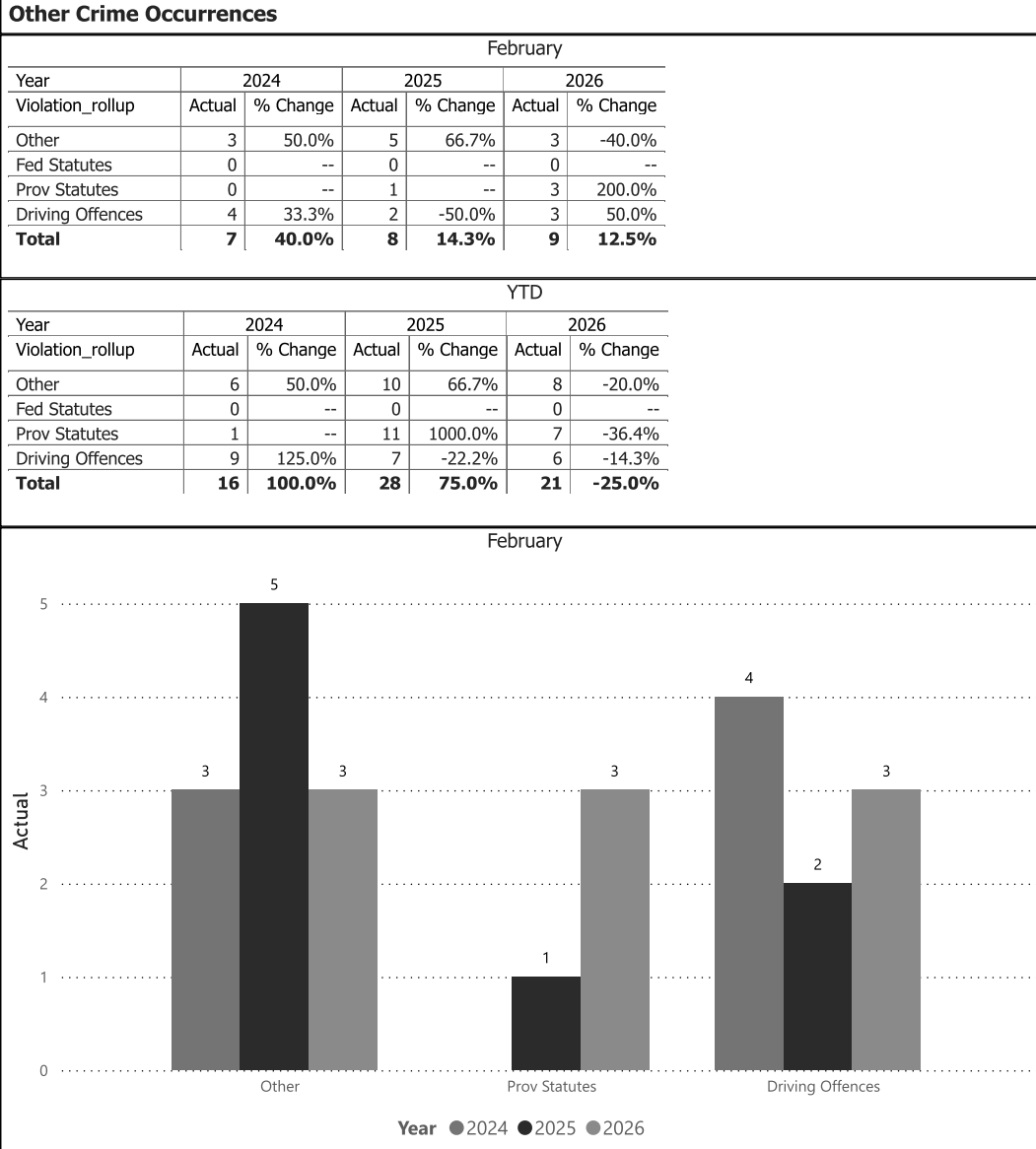
Data source date:

04-Mar-2026

Report Generated on:

04-Mar-2026 12:46:33 PM

**OPP Detachment Board Report
Records Management System
February 2026**



Detachment: 6E - ESSEX COUNTY

Location code(s): 6E60 - ESSEX

Area(s): ALL

Data source date:

04-Mar-2026

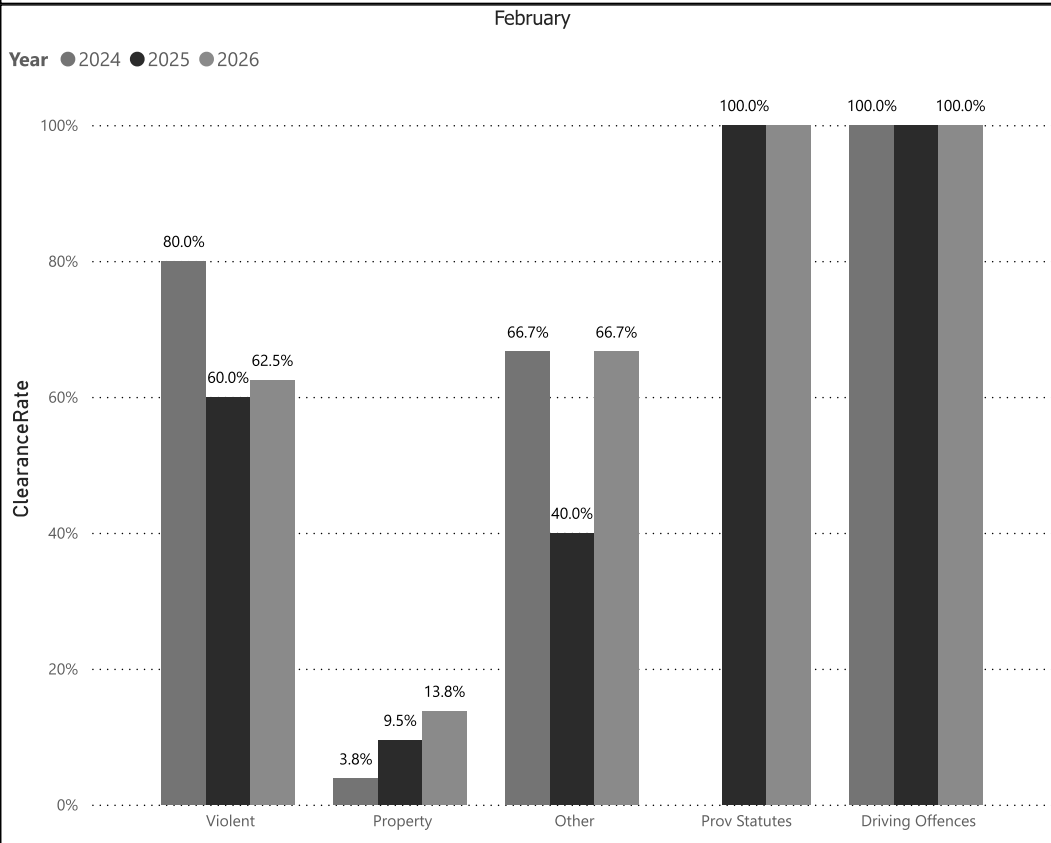
Report Generated on:

04-Mar-2026 12:46:33 PM

**OPP Detachment Board Report
Records Management System
February 2026**

| Clearance Rate | | | | | | |
|------------------|--------|----------|--------|----------|--------|----------|
| February | | | | | | |
| Year | 2024 | | 2025 | | 2026 | |
| | % | % Change | % | % Change | % | % Change |
| Violent | 80.0% | -20.0% | 60.0% | -25.0% | 62.5% | 4.2% |
| Property | 3.8% | -65.4% | 9.5% | 147.6% | 13.8% | 44.8% |
| Other | 66.7% | 33.3% | 40.0% | -40.0% | 66.7% | 66.7% |
| Drugs | 0.0% | -- | | -- | | |
| Fed Statutes | | | | | | |
| Prov Statutes | | -- | 100.0% | -- | 100.0% | 0.0% |
| Driving Offences | 100.0% | 50.0% | 100.0% | 0.0% | 100.0% | 0.0% |

| YTD | | | | | | |
|------------------|--------|----------|--------|----------|--------|----------|
| Year | 2024 | | 2025 | | 2026 | |
| | % | % Change | % | % Change | % | % Change |
| Violation_rollup | | | | | | |
| Violent | 80.0% | -12.0% | 61.5% | -23.1% | 81.3% | 32.0% |
| Property | 9.1% | -18.2% | 12.5% | 37.5% | 15.6% | 24.4% |
| Other | 50.0% | 0.0% | 50.0% | 0.0% | 50.0% | 0.0% |
| Drugs | 0.0% | -- | | -- | | |
| Fed Statutes | | | | | | |
| Prov Statutes | 100.0% | -- | 100.0% | 0.0% | 100.0% | 0.0% |
| Driving Offences | 66.7% | -11.1% | 100.0% | 50.0% | 100.0% | 0.0% |



Detachment: 6E - ESSEX COUNTY

Location code(s): 6E60 - ESSEX

Area(s): ALL

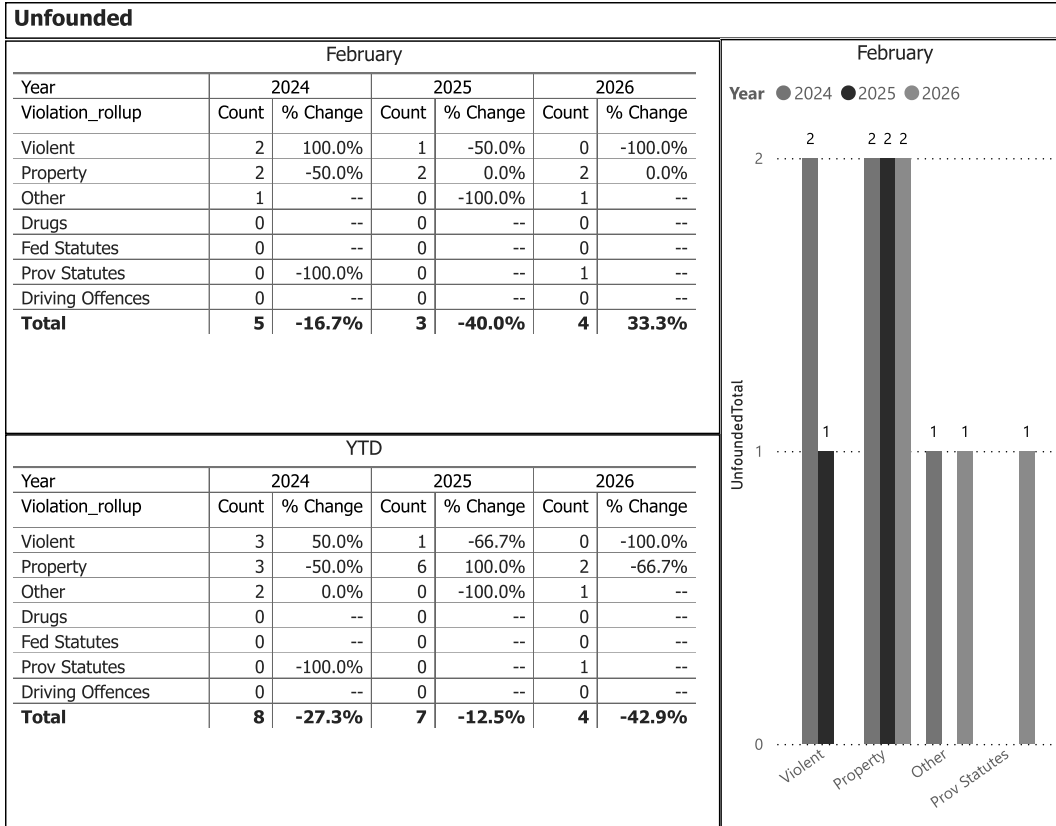
Data source date:

04-Mar-2026

Report Generated on:

04-Mar-2026 12:46:33 PM

**OPP Detachment Board Report
Records Management System
February 2026**



Detachment: 6E - ESSEX COUNTY

Location code(s): 6E60 - ESSEX

Area(s): ALL

Data source date:

04-Mar-2026

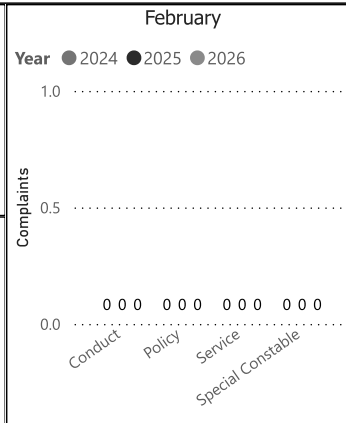
Report Generated on:

04-Mar-2026 12:46:33 PM

**OPP Detachment Board Report
Records Management System
February 2026**

| Public Complaints (Detachment Level Only) | | | | | | |
|--|----------|-----------|----------|-----------|----------|-----------|
| February | | | | | | |
| Year | 2024 | | 2025 | | 2026 | |
| INCIDENT_TYPE | Count | % Change | Count | % Change | Count | % Change |
| Conduct | 0 | -- | 0 | -- | 0 | -- |
| Policy | 0 | -- | 0 | -- | 0 | -- |
| Service | 0 | -- | 0 | -- | 0 | -- |
| Special Constable | 0 | -- | 0 | -- | 0 | -- |
| Total | 0 | -- | 0 | -- | 0 | -- |

| YTD | | | | | | |
|-------------------|----------|-----------|----------|-----------|----------|-----------|
| Year | 2024 | | 2025 | | 2026 | |
| INCIDENT_TYPE | Count | % Change | Count | % Change | Count | % Change |
| Conduct | 0 | -- | 0 | -- | 0 | -- |
| Policy | 0 | -- | 0 | -- | 0 | -- |
| Service | 0 | -- | 0 | -- | 0 | -- |
| Special Constable | 0 | -- | 0 | -- | 0 | -- |
| Total | 0 | -- | 0 | -- | 0 | -- |

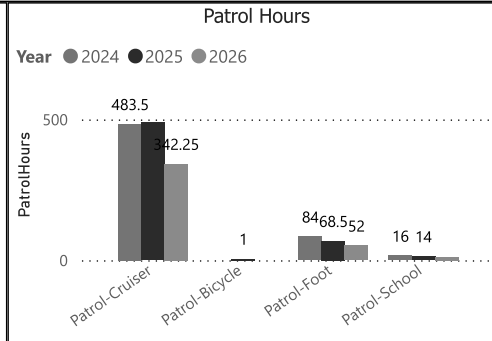


Data source: RMS Data Feed
Ontario Provincial Police, Professional Standards Bureau Commander Reports - File Manager System

Data source date:
(Blank)

Daily Activity Reporting

| Daily Activity Reporting Patrol Hours | | | |
|--|---------------|---------------|---------------|
| February | | | |
| ODCdescr | 2024 | 2025 | 2026 |
| Patrol-Cruiser | 483.50 | 488.50 | 342.25 |
| Patrol-Aircraft | 0.00 | 0.00 | 0.00 |
| Patrol-Motorcycle | 0.00 | 0.00 | 0.00 |
| Patrol-Marine | 0.00 | 0.00 | 0.00 |
| Patrol-ATV | 0.00 | 0.00 | 0.00 |
| Patrol-Snowmobile | 0.00 | 0.00 | 0.00 |
| Patrol-Bicycle | 0.00 | 1.00 | 0.00 |
| Patrol-Foot | 84.00 | 68.50 | 52.00 |
| Patrol-School | 16.00 | 14.00 | 10.75 |
| Total | 583.50 | 572.00 | 405.00 |



Data source (Daily Activity Reporting System) date:
04-Mar-2026

Detachment: 6E - ESSEX COUNTY
Location code(s): 6E60 - ESSEX

Data source date:
(Blank)

Report Generated on:
04-Mar-2026 12:46:33 PM

**OPP Detachment Board Report
Records Management System
February 2026**

| Youth Charges by Disposition Type | | | |
|--|----------|----------|----------|
| February | | | |
| Disposition_Type | 2024 | 2025 | 2026 |
| Bail | 0 | 0 | 0 |
| Conference | 0 | 0 | 0 |
| Conviction | 0 | 0 | 0 |
| Diversion | 0 | 0 | 0 |
| NonConviction | 0 | 0 | 0 |
| NotAccepted | 0 | 0 | 0 |
| Total | 0 | 0 | 0 |

| YTD | | | |
|------------------|----------|----------|----------|
| Disposition_Type | 2024 | 2025 | 2026 |
| Bail | 0 | 0 | 0 |
| Conference | 0 | 0 | 0 |
| Conviction | 0 | 0 | 0 |
| Diversion | 0 | 0 | 2 |
| NonConviction | 0 | 0 | 0 |
| NotAccepted | 0 | 0 | 0 |
| Total | 0 | 0 | 2 |

| Youth Charges by Disposition and Occurrence Type | | |
|---|------|----------|
| February | | |
| Year | 2026 | Total |
| OccType | | |
| Total | | 0 |

| YTD | | | | | | |
|----------------|----------|------------|-----------|---------------|-------------|----------|
| Year | 2026 | | | | | Total |
| OccType | Bail | Conviction | Diversion | NonConviction | NotAccepted | |
| Assault | 0 | 0 | 1 | 0 | 0 | 1 |
| Sexual assault | | 0 | 1 | 0 | 0 | 1 |
| Total | 0 | 0 | 2 | 0 | 0 | 2 |

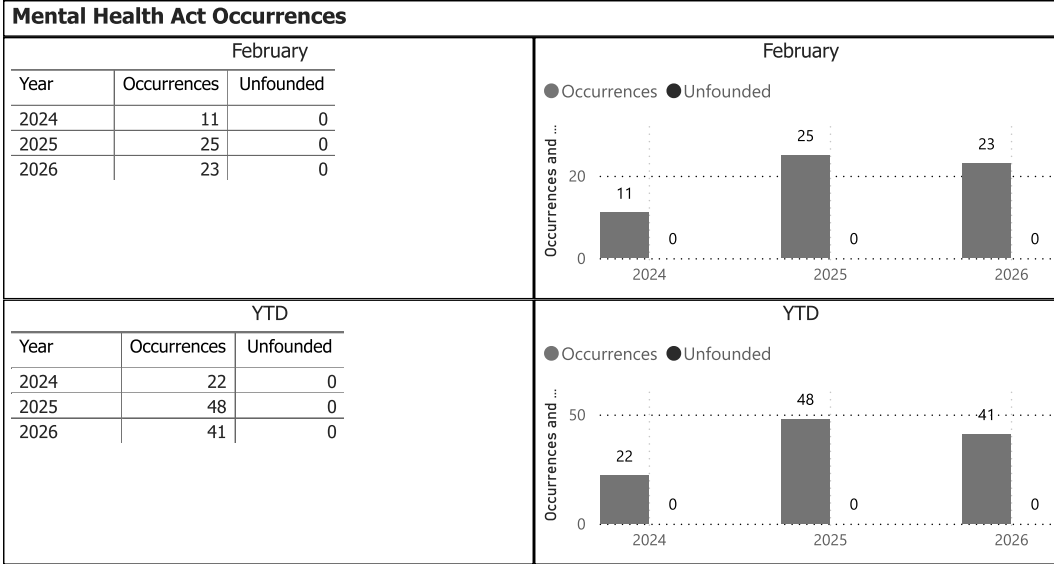
The tables and chart on this page present summarized youth charges by disposition and occurrence type that have been recorded in the OPP Niche RMS application. Of note... the Niche data sourced for this report page only lists youth charges that have had a disposition type entered against them. Therefore, please be aware that the counts of youth charges entries on this report page are under stating the potential sum of youth charges that are in OPP Niche RMS.

Detachment: 6E - ESSEX COUNTY
Location code(s): 6E60 - ESSEX

Area(s): ALL
Data source date:
(Blank)

Report Generated on:
04-Mar-2026 12:59:13 PM

**OPP Detachment Board Report
Records Management System
February 2026**



| February | | |
|------------------------------|-------------|-----------|
| Year | 2026 | |
| OccurrenceType | Occurrences | Unfounded |
| Attempt or threat of suicide | 1 | 0 |
| Bail violations | 1 | 0 |
| Mental health act | 21 | 0 |
| Total | 23 | 0 |

Detachment: 6E - ESSEX COUNTY

Location code(s): 6E60 - ESSEX

Area(s): ALL

Data source date:
04-Mar-2026

Report Generated on:
04-Mar-2026 12:46:33 PM

**OPP Detachment Board Report
Records Management System
February 2026**

| Overdose Occurrences | | | | | | | |
|--|----------|----------|----------|--|----------|----------|----------|
| February | | | | YTD | | | |
| Fatal | 2024 | 2025 | 2026 | Fatal | 2024 | 2025 | 2026 |
| <input checked="" type="checkbox"/> Fatal | 1 | 0 | 0 | <input checked="" type="checkbox"/> Fatal | 1 | 0 | 1 |
| non-opioid overdose | 0 | 0 | 0 | non-opioid overdose | 0 | 0 | 1 |
| opioid overdose | 1 | 0 | 0 | opioid overdose | 1 | 0 | 0 |
| <input checked="" type="checkbox"/> non-Fatal | 0 | 1 | 0 | <input checked="" type="checkbox"/> non-Fatal | 1 | 1 | 0 |
| non-opioid overdose | 0 | 0 | 0 | non-opioid overdose | 0 | 0 | 0 |
| opioid overdose | 0 | 1 | 0 | opioid overdose | 1 | 1 | 0 |
| Total | 1 | 1 | 0 | Total | 2 | 1 | 1 |

| Fatal Overdose Occurrences | | Non-Fatal Overdose Occurrences | |
|--|--|--|--|
| February | | February | |
| <p>● non-opioid overdose ● opioid overdose</p> | | <p>● non-opioid overdose ● opioid overdose</p> | |

Detachment: 6E - ESSEX COUNTY

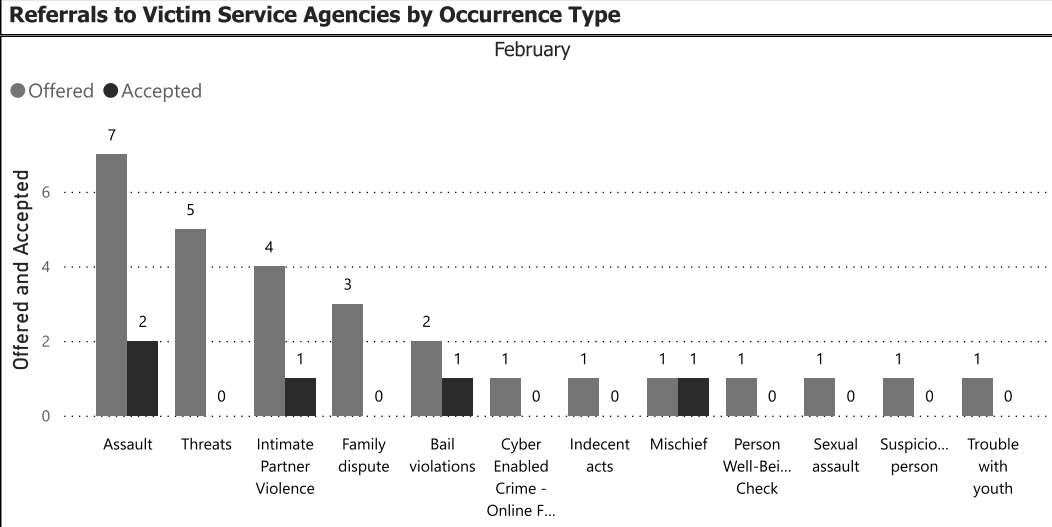
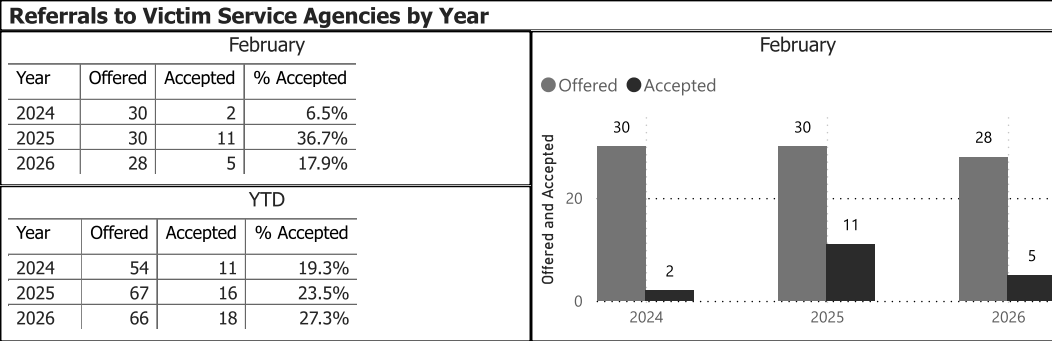
Location code(s): 6E60 - ESSEX

Area(s): ALL

Data source date:
04-Mar-2026

Report Generated on:
04-Mar-2026 12:46:33 PM


**OPP Detachment Board Report
Records Management System
February 2026**



Referrals Accepted (%) by Age Group

| February | | | |
|----------------|--------|-------|-------|
| PersonAgeRange | 2024 | 2025 | 2026 |
| | 0.0% | | |
| 11 - 16 | | | 0.0% |
| 17 - 25 | | 0.0% | 0.0% |
| 26 - 45 | 100.0% | 25.0% | 38.5% |
| 46 - 65 | 100.0% | 66.7% | 0.0% |
| Over 65 | | 66.7% | 0.0% |
| Under 6 | | | 0.0% |

| YTD | | | |
|----------------|--------|-------|-------|
| PersonAgeRange | 2024 | 2025 | 2026 |
| | 8.2% | | |
| 11 - 16 | | 50.0% | 28.6% |
| 17 - 25 | | 0.0% | 42.9% |
| 26 - 45 | 100.0% | 23.7% | 35.7% |
| 46 - 65 | 75.0% | 22.2% | 17.6% |
| Over 65 | | 33.3% | 0.0% |
| Under 6 | 100.0% | | 0.0% |



Detachment: 6E - ESSEX COUNTY

Location code(s): 6E60 - ESSEX

Area(s): ALL

Data source date:

04-Mar-2026

Report Generated on:

04-Mar-2026 12:46:33 PM



Windsor & Essex County Crime Stoppers
Police Coordinator Report
February 1st to February 28th, 2026

Overview

Crime Stoppers exists to provide a means for the public to pass along anonymous information that assists in solving crimes, recovering stolen property, seizing illegal drugs, and locating those for whom there is an outstanding warrant of arrest. Locally, the program is operated jointly as Windsor & Essex County Crime Stoppers and has the responsibility to receive and disseminate information to all law enforcement agencies within Essex County.

AM800

“Crime of the Week” report with AM800 radio which airs every Tuesday morning and afternoon and the feature is also incorporated into to our Catchcrooks website.

February 3rd – Armed Robbery (Windsor).

February 10th – Police impersonation (Windsor).

February 16th - Increase in identity fraud (Windsor)

February 23rd – Commercial Break and Enters (Windsor)

Social Media

Sustained daily maintenance and management of Windsor & Essex County Crime Stoppers social media platforms such as Facebook and Instagram posts and Crime Stoppers Catchcrooks Website.

This statistical report is reflective of February 1st to February 28th, 2026.

Crime Stoppers tip information was distributed to the following agencies during this period:

- Windsor Police Service.
- Windsor Police Service Amherstburg Detachment.
- Ontario Provincial Police.
- LaSalle Police Service.
- Ministry of Revenue and Finance.
- Windsor & Essex County Health Unit- Tobacco Enforcement.
- Canada Border Services Agency.
- Repeat Offender Parole Enforcement.
- Windsor Police Criminal Intelligence Unit – Cannabis Enforcement.

Attached documents include:

Police Coordinators Report.

Monthly Statistical Report.

Tip Summary Report.

This Report was Prepared By:

Constable Rick Surette – Ontario Provincial Police.

Constable Jamie Fummerton – Windsor Police Service.

TOTAL POPULATION REPRESENTED – 422,630 (2021 CENSUS).

POPULATION (CITY) – 229,660.

POPULATION (COUNTY) – 136,725.

POPULATION (LASALLE) – 32,721.

POPULATION (AMHERSTBURG) – 23,524.

| Statistic | Q1 | Q2 | Q3 | Q4 | YTD | SI |
|---------------------------|-----------|-----------|-----------|-----------|------------|---------------|
| Tips Received | 330 | 0 | 0 | 0 | 330 | 65,380 |
| Tip Follow-ups | 218 | 0 | 0 | 0 | 218 | 24,379 |
| Calls Received | 0 | 0 | 0 | 0 | 0 | 3,138 |
| Arrests | 24 | 0 | 0 | 0 | 24 | 7,279 |
| Cases Cleared | 28 | 0 | 0 | 0 | 28 | 10,664 |
| Charges Laid | 56 | 0 | 0 | 0 | 56 | 10,833 |
| Fugitives | 0 | 0 | 0 | 0 | 0 | 625 |
| Administrative Discipline | 0 | 0 | 0 | 0 | 0 | 3 |
| # of Rewards Approved | 13 | 0 | 0 | 0 | 13 | 2,022 |
| Rewards Approved | \$1,800 | \$0 | \$0 | \$0 | \$1,800 | \$1,297,935 |
| # of Rewards Paid | 3 | 0 | 0 | 0 | 3 | 996 |
| Rewards Paid | \$900 | \$0 | \$0 | \$0 | \$900 | \$841,552 |
| # of Weapons Recovered | 0 | 0 | 0 | 0 | 0 | 567 |
| # of Vehicles Recovered | 1 | 0 | 0 | 0 | 1 | 39 |
| Property Recovered | \$8,700 | \$0 | \$0 | \$0 | \$8,700 | \$13,821,253 |
| Cash Recovered | \$9,068 | \$0 | \$0 | \$0 | \$9,068 | \$672,701 |
| Drugs Seized | \$6,900 | \$0 | \$0 | \$0 | \$6,900 | \$121,219,385 |
| Total Recovered | \$24,668 | \$0 | \$0 | \$0 | \$24,668 | \$135,713,339 |

Windsor - Essex County Crime Stoppers Tip Summary Report

Created Date: 2026/02/01 to 2026/02/28

| Offense Type | Count |
|------------------------------|-------|
| Animal Cruelty | 1 |
| Arson | 0 |
| Assault | 30 |
| Attempt Murder | 0 |
| Breach of Condition | 9 |
| Break and Enter | 7 |
| By Law | 1 |
| Child Abuse | 2 |
| COVID-19 | 0 |
| Cybercrime | 1 |
| Disqualified Driving | 1 |
| Drugs | 46 |
| Elder Abuse | 0 |
| Fraud | 12 |
| Highway Traffic Act | 4 |
| Hit and Run / Fail to Remain | 1 |
| Homicide | 2 |
| Human Smuggling | 0 |
| Human Trafficking | 0 |
| Illegal Cigarettes | 1 |
| Immigration | 0 |

| | |
|---|------------|
| Impaired Driver | 9 |
| Indecent Act | 1 |
| Liquor (sales to minors, sales without licence) | 0 |
| Mischief | 0 |
| Missing Person | 1 |
| Motor Vehicle Collision | 0 |
| Possession of Stolen Property | 0 |
| Prostitution/Morality | 3 |
| Repeat Impaired Driver | 1 |
| Robbery | 1 |
| Sexual Assault | 2 |
| Stolen Vehicle | 2 |
| Suspended Driver | 1 |
| Suspicious Activity | 7 |
| Terrorism | 1 |
| Test Tip | 1 |
| Theft | 23 |
| Threats | 0 |
| Warrant | 5 |
| Weapons | 2 |
| <i>Other</i> | 15 |
| <i>Unknown</i> | 2 |
| Total | 195 |

